

Mr Johnston Makhubu
Chief Officer: Finance
South African Revenue Service

By E-mail

19 October 2018

Dear Mr. Makhubu

CONTRACTS FOR PHASE I, II AND III - SARS OPERATING MODEL

Thank you again for your letter of 20 September 2018 relating to the above-mentioned matter and for your patience whilst we have been preparing our response.

As noted in our public statement of 10 September 2018 ("**Public Statement**"), following an internal review prompted by testimony during the Nugent Commission of Inquiry's, Bain & Company South Africa determined that our work on the organisation structure at SARS did not meet our standards for delivery of sustainable results we strive to achieve for our clients. We do not want to benefit from work that was used to further a different agenda than was intended.

In the circumstances we have agreed to refund the fees paid to us by SARS for Phase I, II and III of the SARS Operating Model ("**the Contracts**"). While we intimated in the Public Statement that we would be looking to the Nugent Commission in the first instance to advise us of the manner in which the refund should be made, we are in agreement with your view that the refund should be made to SARS as it is the counterparty to the Contracts, and the recipient of the services rendered under the Contracts.

Please note that while we are in agreement that the fees paid (inclusive of the VAT paid by SARS) should be refunded to SARS (together with interest), and that the refund of the fees is not dependent on any further external processes, given the magnitude of the refund and sensitivity surrounding such refund our internal processes require that a written settlement agreement be concluded between SARS and ourselves in relation to the refund. We have taken the liberty of preparing a draft settlement agreement for your review, which is attached. On the basis that we are able to agree to the terms and

BAIN & COMPANY

conditions of this settlement agreement timeously, we are confident that we can make payment of the refund plus interest on or before 31 October 2018 as requested by you.

Please do not hesitate to contact us should you require any clarification.

Yours sincerely

Tiaan Moolman
Bain & Company South Africa, Inc.

SETTLEMENT AGREEMENT

between

Bain & Company South Africa, Inc.

and

The South African Revenue Service

Handwritten signatures in black ink, appearing to be initials or names, located above the horizontal line.

WEBBER WENTZEL

in alliance with > Linklaters

A handwritten signature in black ink, located to the right of the horizontal line and the firm name.


A large, stylized handwritten signature in black ink, consisting of several overlapping loops and a long horizontal stroke extending to the right.

Table of Contents

	Page No
1. Definitions	1
2. Recordal.....	2
3. Arrangement for payment.....	2
4. General	3
4.1 addresses and notices.....	3
4.2 entire contract	4
4.3 variation, cancellation and waiver.....	4
4.4 signature in counterparts.....	5
4.5 independent advice	5
4.6 indulgences.....	5
4.7 cession and delegation.....	5
4.8 applicable law.....	5
4.9 jurisdiction of South African courts	5
4.10 costs.....	6




Handwritten signatures and initials in the bottom right corner of the page. There are three distinct marks: a large, stylized signature, a smaller signature, and a set of initials.

Definitions

In this Agreement, the following words shall, unless otherwise stated or inconsistent with the context in which they appear, bear the following meanings and other words derived from the same origins as such words (that is, cognate words) shall bear corresponding meanings:

- "Agreement"** means this settlement agreement;
- "Bain"** means Bain & Company South Africa, Inc., a company incorporated and registered in accordance with the laws of Massachusetts and registered in South Africa with registration number 1996/000558/10;
- "Business Day"** means any day other than a Saturday, Sunday or gazetted national public holiday in South Africa;
- "Commissioner"** means the Commissioner for SARS;
- "Contracts"** means the agreements entered into between Bain and SARS, signed on (i) 13 February 2015; (ii) 6 July 2015 and (iii) 1 November 2016, respectively, for Bain to provide assistance with the SARS Operating Model as contemplated in RFP 26/2014 for Phases I, II and III;
- "Interest"** Means interest on R164 175 184.34, at the South African Benchmark Overnight Rate, from the dates of payments by SARS to the 31st of October 2018 as set out in **Appendix B** hereto;
- "Parties"** means the parties to this Agreement, being Bain and SARS, and "Party" shall mean either one of them as the context may provide;
- "SARS"** means the South African Revenue Service, established in terms of section 2 of the South African Revenue Service Act 34 of 1997;

A handwritten signature in black ink, appearing to be 'D. G. G.', is located in the bottom right corner of the page. The signature is written over the end of the 'SARS' definition.


- 1.9 **"Settlement Amount"** means (i) fees and expenses of R164 175 184.34 and (ii) VAT of R22 984 527.18, totalling R187 159 711.52, as set out in more detail in **Appendix A** hereto;
- 1.10 **"Signature Date"** means when this Agreement has been signed by each Party (whether or not in counterpart), the latest of the dates on which this Agreement (or any counterpart) was signed by any Party;
- 1.11 **"South Africa"** means the Republic of South Africa;
- 1.12 **"VAT"** means value-added tax levied in terms of the VAT Act; and
- 1.13 **"VAT Act"** means the Value-Added Tax Act 89 of 1991, as amended

2. Recordal







- 2.1 Bain entered into the Contracts with SARS to provide services, being assistance with the organisational structure at SARS on Phase I, II and III of the SARS Operating Model.
- 2.2 SARS has paid Bain an amount of R164 175 184.34 plus VAT, for fees and expenses, for the services Bain provided in terms of the Contracts.
- 2.3 Bain and SARS has agreed that Bain should not retain the fees and expense reimbursements it was paid for the services it provided to SARS in terms of the Contracts. Accordingly, SARS and Bain have agreed to enter into this Agreement on the basis that the agreed fees and expense reimbursements of R164 175 184.34 plus VAT should be reduced to nil and for Bain to refund SARS the Settlement Amount plus Interest.

3. Arrangement for payment

- 3.1 Bain shall pay the Settlement Amount plus Interest to SARS, as requested by SARS, as soon as reasonably possible after the Signature Date, but not later than five Business Days after the Signature Date.
- 3.2 Bain shall issue a credit note to SARS as is required by, and in accordance with, the provisions of section 21 of the VAT Act.



Bain shall discharge its obligation to pay the Settlement Amount plus Interest by making payment into SARS' account, the details of which are as follows:

Account Name: South African Revenue Service HO
Special Name: Main Account (Head Office)
Account Number: 
Branch Code: 
Generic Branch Code: 
Account Type: 
Swift: 
Ref: 

Bain will deal with the payment of the Settlement Amount and Interest in accordance with the relevant provisions of the applicable tax laws.

General

addresses and notices

For purposes of this Agreement, including the giving of notices and serving of legal process (as applicable), the Parties choose the following addresses (and the physical addresses as their *domicilia citandi et executandi*):

in the case of Bain:

address : Bain & Company South Africa, Inc.
10 The High Street, Melrose Arch 2076
Johannesburg

email : 

and is marked for the attention of: Tiaan Moolman

in the case of SARS:

address : South African Revenue Service
Pretoria Head Office
299 Bronkhorst Street
Nieuw Muckleneuk, 0181
Pretoria

email : 

and is marked for the attention of: Mark Kingon.



The notice shall be deemed to have been duly given:

on delivery, if delivered to the Party's physical address in terms of either this clause before 17h00 on a Business Day, or if delivered on a Business Day but after 17h00 on that Business Day, or on any day other than a Business Day, it will be deemed to have been given at 08h30 on the first Business Day after it was delivered;

on despatch, if sent to the Party's then email address before 17h00 on a Business Day, or if sent on a Business Day but after 17h00 on that Business Day, or on any day other than a Business Day, it will be deemed to have been given at 08h30 on the first Business Day after it was sent,

unless the addressor is aware, at the time the notice would otherwise be deemed to have been given, that the notice is unlikely to have been received by the addressee through no act or omission of the addressee.

A Party may change that Party's physical address or email address for this purpose, by notice in writing to the other Party such change to be effective only on and with effect from the 7th Business Day after the giving of such notice.


Notwithstanding anything to the contrary herein contained, a written notice or communication actually received by a Party shall be an adequate written notice or communication to that Party notwithstanding that the notice was not sent to or delivered at that Party's chosen address above.

entire contract

This Agreement contains all the provisions agreed on by the Parties with regard to the subject matter of the Agreement and the Parties waive the right to rely on any alleged provision not expressly contained in this Agreement.

variation, cancellation and waiver

No contract varying, adding to, deleting from or cancelling this Agreement, and no waiver of any right under this Agreement, shall be effective unless reduced to writing and signed by or on behalf of the Parties.

Handwritten signatures and initials at the bottom right of the page. There are three distinct signatures: a large, stylized signature, a signature that appears to start with 'D', and another signature that appears to start with 'g'. There are also some initials and scribbles.

signature in counterparts

This Agreement may be executed in counterparts, each of which shall be deemed to be an original and which together shall constitute one and the same agreement.

independent advice

Each Party hereby respectively agrees and acknowledges that:

it has been free to secure independent legal advice as to the nature and effect of each provision of this Agreement and that it has either taken such independent legal advice or has dispensed with the necessity of doing so; and

each provision of this Agreement is fair and reasonable in all the circumstances and is part of the overall intention of the Parties in connection with this Agreement.

indulgences

The grant of any indulgence, extension of any time or relaxation of any provision by a Party under this Agreement (or under any other agreement or document issued or executed pursuant to this Agreement) shall not constitute a waiver of any right by the grantor or prevent or adversely affect the exercise by the grantor of any existing or future right of the grantor.

cession and delegation

A Party may not cede any or all of that Party's rights or delegate any or all of that Party's obligations under this Agreement, without the prior written consent of the other Party.

applicable law

This Agreement is to be governed, interpreted and implemented in accordance with the laws of South Africa.

jurisdiction of South African courts

The Parties consent to the non-exclusive jurisdiction of the High Court of South Africa (Gauteng Local Division, Johannesburg), for any proceedings arising out of or in connection with this Agreement.

Handwritten signatures and initials at the bottom right of the page. There are three distinct signatures: a large, stylized signature at the top right, and two smaller, more cursive signatures below it. The initials 'CS' are written near the top signature.


costs


Each Party shall bear that Party's own legal costs and disbursements of and incidental to the negotiation, preparation, settling, signing and implementation of this Agreement.

Any costs, including all legal costs on an attorney and own client basis and VAT, incurred by a Party arising out of or in connection with a breach by the other Party shall be borne by the Party in breach.

Signed at Pretoria on 13 November 2018

As witnesses


1. 



For:


The South African Revenue Service


(Duly authorised and warranting such authority)

2. 

Signed at Pretoria on 13 November 2018


As witnesses

1. 



For: Bain & Company South Africa, Inc.

(Duly authorised and warranting such authority)

2. 

Appendix A

Breakdown of Settlement Amount

Appendix A: Invoice summary					
Invoice nr.	Payment received	Fees	Expenses	VAT	Total
23LC_1879	18 May 2015	R 2,379,333.59	R 475,866.72	R 399,728.04	R 3,254,928.35
23LC_1964	24 August 2015	R 8,077,600.00	R -	R 1,130,864.00	R 9,208,464.00
23LC_1980	23 September 2015	R 8,077,600.00	R -	R 1,130,864.00	R 9,208,464.00
23LC_1981	31 March 2016	R -	R 157,228.00	R 22,012.00	R 179,239.00
23LC_2002	12 November 2015	R 12,116,400.00	R -	R 1,696,296.00	R 13,812,696.00
23LC_2031	24 December 2015	R 10,667,700.00	R -	R 1,493,478.00	R 12,161,178.00
23LC_2032	24 December 2015	R 11,853,000.00	R -	R 1,659,420.00	R 13,512,420.00
23LC_2053	12 February 2016	R 13,038,300.00	R -	R 1,825,362.00	R 14,863,662.00
23LC_2055	31 March 2016	R -	R 336,612.00	R 47,126.00	R 383,738.00
23LC_2071	14 March 2016	R 11,853,000.00	R -	R 1,659,420.00	R 13,512,420.00
23LC_2083	15 April 2016	R 11,853,000.00	R -	R 1,659,420.00	R 13,512,420.00
23LC_2093	23 May 2016	R 11,853,000.00	R -	R 1,659,420.00	R 13,512,420.00
23LC_2099	19 May 2016	R -	R 286,433.00	R 40,101.00	R 326,534.00
23LC_2222	30 March 2017	R -	R 699,601.03	R 97,944.14	R 797,545.17
23LC_2115	15 July 2016	R 9,255,583.33	R -	R 1,295,781.67	R 10,551,365.00
23LC_2100	15 July 2016	R 10,938,416.67	R -	R 1,531,378.33	R 12,469,795.00
23LC_2312	22 March 2018	R -	R 758,922.00	R 106,249.00	R 865,171.00
23LC_2223	05 May 2017	R 7,523,350.00	R -	R 1,053,269.00	R 8,576,619.00
23LC_2197	19 April 2017	R 9,404,188.00	R -	R 1,316,586.00	R 10,720,774.00
23LC_2178	04 January 2017	R 11,285,025.00	R -	R 1,579,904.00	R 12,864,929.00
23LC_2155	15 February 2017	R 11,285,025.00	R -	R 1,579,904.00	R 12,864,929.00
Total		R 161,460,521.59	R 2,714,662.75	R 22,984,527.18	R 187,159,711.52

Handwritten signature and initials in the bottom right corner of the page.

Appendix B

Document Date	SABOR rate	Amount in local currency	Cumulative Total	Interest	Total
18/05/2015	5.695%	2,855,200.31	2,855,200.31	445.49	2,855,645.80
19/05/2015	5.701%		2,855,645.80	446.03	2,856,091.82
20/05/2015	5.700%		2,856,091.82	446.02	2,856,537.84
21/05/2015	5.703%		2,856,537.84	446.32	2,856,984.17
22/05/2015	5.734%		2,856,984.17	448.82	2,857,432.99
23/05/2015	5.734%		2,857,432.99	448.89	2,857,881.88
24/05/2015	5.734%		2,857,881.88	448.96	2,858,330.84
25/05/2015	5.734%		2,858,330.84	449.03	2,858,779.87
26/05/2015	5.733%		2,858,779.87	449.02	2,859,228.90
27/05/2015	5.732%		2,859,228.90	449.02	2,859,677.91
28/05/2015	5.734%		2,859,677.91	449.24	2,860,127.16
29/05/2015	5.761%		2,860,127.16	451.43	2,860,578.59
30/05/2015	5.761%		2,860,578.59	451.50	2,861,030.09
31/05/2015	5.761%		2,861,030.09	451.57	2,861,481.66
01/06/2015	5.759%		2,861,481.66	451.49	2,861,933.15
02/06/2015	5.729%		2,861,933.15	449.21	2,862,382.35
03/06/2015	5.739%		2,862,382.35	450.06	2,862,832.42
04/06/2015	5.730%		2,862,832.42	449.43	2,863,281.84
05/06/2015	5.745%		2,863,281.84	450.67	2,863,732.51
06/06/2015	5.745%		2,863,732.51	450.74	2,864,183.26
07/06/2015	5.745%		2,864,183.26	450.81	2,864,634.07
08/06/2015	5.777%		2,864,634.07	453.40	2,865,087.47
09/06/2015	5.756%		2,865,087.47	451.82	2,865,539.29
10/06/2015	5.751%		2,865,539.29	451.50	2,865,990.79
11/06/2015	5.711%		2,865,990.79	448.43	2,866,439.22
12/06/2015	5.736%		2,866,439.22	450.46	2,866,889.68

13/06/2015	5.736%	2,866,889.68	450.53	2,867,340.21
14/06/2015	5.736%	2,867,340.21	450.60	2,867,790.82
15/06/2015	5.685%	2,867,790.82	446.67	2,868,237.49
16/06/2015	5.685%	2,868,237.49	446.74	2,868,684.22
17/06/2015	5.700%	2,868,684.22	447.99	2,869,132.21
18/06/2015	5.703%	2,869,132.21	448.29	2,869,580.50
19/06/2015	5.718%	2,869,580.50	449.54	2,870,030.04
20/06/2015	5.718%	2,870,030.04	449.61	2,870,479.66
21/06/2015	5.718%	2,870,479.66	449.68	2,870,929.34
22/06/2015	5.687%	2,870,929.34	447.31	2,871,376.65
23/06/2015	5.701%	2,871,376.65	448.49	2,871,825.14
24/06/2015	5.700%	2,871,825.14	448.48	2,872,273.62
25/06/2015	5.692%	2,872,273.62	447.92	2,872,721.53
26/06/2015	5.696%	2,872,721.53	448.30	2,873,169.83
27/06/2015	5.696%	2,873,169.83	448.37	2,873,618.21
28/06/2015	5.696%	2,873,618.21	448.44	2,874,066.65
29/06/2015	5.697%	2,874,066.65	448.59	2,874,515.24
30/06/2015	5.707%	2,874,515.24	449.45	2,874,964.69
01/07/2015	5.690%	2,874,964.69	448.18	2,875,412.87
02/07/2015	5.696%	2,875,412.87	448.72	2,875,861.59
03/07/2015	5.673%	2,875,861.59	446.98	2,876,308.57
04/07/2015	5.673%	2,876,308.57	447.05	2,876,755.62
05/07/2015	5.673%	2,876,755.62	447.12	2,877,202.74
06/07/2015	5.682%	2,877,202.74	447.90	2,877,650.63
07/07/2015	5.684%	2,877,650.63	448.13	2,878,098.76
08/07/2015	5.677%	2,878,098.76	447.64	2,878,546.40
09/07/2015	5.678%	2,878,546.40	447.79	2,878,994.19
10/07/2015	5.709%	2,878,994.19	450.31	2,879,444.50
11/07/2015	5.709%	2,879,444.50	450.38	2,879,894.88

Handwritten signatures and initials are present at the bottom right of the page, including a large signature that appears to be 'S' and several other initials.

12/07/2015	5.709%	2,879,894.88	450.45	2,880,345.32
13/07/2015	5.672%	2,880,345.32	447.60	2,880,792.92
14/07/2015	5.678%	2,880,792.92	448.14	2,881,241.06
15/07/2015	5.685%	2,881,241.06	448.76	2,881,689.83
16/07/2015	5.680%	2,881,689.83	448.44	2,882,138.26
17/07/2015	5.709%	2,882,138.26	450.80	2,882,589.06
18/07/2015	5.709%	2,882,589.06	450.87	2,883,039.93
19/07/2015	5.709%	2,883,039.93	450.94	2,883,490.87
20/07/2015	5.686%	2,883,490.87	449.19	2,883,940.06
21/07/2015	5.686%	2,883,940.06	449.26	2,884,389.32
22/07/2015	5.684%	2,884,389.32	449.17	2,884,838.50
23/07/2015	5.702%	2,884,838.50	450.67	2,885,289.17
24/07/2015	5.905%	2,885,289.17	466.78	2,885,755.95
25/07/2015	5.905%	2,885,755.95	466.86	2,886,222.81
26/07/2015	5.905%	2,886,222.81	466.94	2,886,689.75
27/07/2015	5.892%	2,886,689.75	465.98	2,887,155.73
28/07/2015	5.906%	2,887,155.73	467.17	2,887,622.89
29/07/2015	5.916%	2,887,622.89	468.03	2,888,090.93
30/07/2015	5.901%	2,888,090.93	466.92	2,888,557.85
31/07/2015	5.892%	2,888,557.85	466.28	2,889,024.13
01/08/2015	5.892%	2,889,024.13	466.36	2,889,490.49
02/08/2015	5.892%	2,889,490.49	466.44	2,889,956.93
03/08/2015	5.914%	2,889,956.93	468.25	2,890,425.18
04/08/2015	5.875%	2,890,425.18	465.24	2,890,890.42
05/08/2015	5.873%	2,890,890.42	465.16	2,891,355.57
06/08/2015	5.901%	2,891,355.57	467.45	2,891,823.02
07/08/2015	5.907%	2,891,823.02	468.00	2,892,291.02
08/08/2015	5.907%	2,892,291.02	468.08	2,892,759.10
09/08/2015	5.907%	2,892,759.10	468.15	2,893,227.25

10/08/2015	5.907%		2,893,227.25	468.23	2,893,695.48
11/08/2015	5.902%		2,893,695.48	467.91	2,894,163.38
12/08/2015	5.914%		2,894,163.38	468.93	2,894,632.32
13/08/2015	5.921%		2,894,632.32	469.56	2,895,101.88
14/08/2015	5.880%		2,895,101.88	466.39	2,895,568.27
15/08/2015	5.880%		2,895,568.27	466.46	2,896,034.74
16/08/2015	5.880%		2,896,034.74	466.54	2,896,501.28
17/08/2015	5.916%		2,896,501.28	469.47	2,896,970.75
18/08/2015	5.904%		2,896,970.75	468.59	2,897,439.34
19/08/2015	5.906%		2,897,439.34	468.83	2,897,908.17
20/08/2015	5.909%		2,897,908.17	469.14	2,898,377.32
21/08/2015	5.913%		2,898,377.32	469.54	2,898,846.85
22/08/2015	5.913%		2,898,846.85	469.61	2,899,316.47
23/08/2015	5.913%		2,899,316.47	469.69	2,899,786.15
24/08/2015	5.867%	8,077,600.00	10,977,386.15	1,764.50	10,979,150.66
25/08/2015	5.864%		10,979,150.66	1,763.88	10,980,914.54
26/08/2015	5.856%		10,980,914.54	1,761.76	10,982,676.30
27/08/2015	5.912%		10,982,676.30	1,778.89	10,984,455.19
28/08/2015	5.975%		10,984,455.19	1,798.14	10,986,253.33
29/08/2015	5.975%		10,986,253.33	1,798.43	10,988,051.77
30/08/2015	5.975%		10,988,051.77	1,798.73	10,989,850.50
31/08/2015	5.888%		10,989,850.50	1,772.83	10,991,623.33
23/09/2015	5.915%	8,077,600.00	19,069,223.33	3,090.26	19,072,313.58
24/09/2015	5.915%		19,072,313.58	3,090.76	19,075,404.34
25/09/2015	5.906%		19,075,404.34	3,086.56	19,078,490.90
26/09/2015	5.906%		19,078,490.90	3,087.06	19,081,577.96
27/09/2015	5.906%		19,081,577.96	3,087.56	19,084,665.51
28/09/2015	5.914%		19,084,665.51	3,092.24	19,087,757.75
29/09/2015	5.936%		19,087,757.75	3,104.24	19,090,862.90

30/09/2015	5.913%		19,090,862.00	3,092.72	19,093,954.72
01/10/2015	5.915%		19,093,954.72	3,094.27	19,097,048.98
02/10/2015	5.930%		19,097,048.98	3,102.62	19,100,151.60
03/10/2015	5.930%		19,100,151.60	3,103.12	19,103,254.72
04/10/2015	5.930%		19,103,254.72	3,103.62	19,106,358.35
05/10/2015	5.942%		19,106,358.35	3,110.41	19,109,468.76
06/10/2015	5.931%		19,109,468.76	3,105.16	19,112,573.91
07/10/2015	5.930%		19,112,573.91	3,105.14	19,115,679.05
08/10/2015	5.936%		19,115,679.05	3,108.79	19,118,787.84
09/10/2015	5.943%		19,118,787.84	3,112.96	19,121,900.80
10/10/2015	5.943%		19,121,900.80	3,113.46	19,125,014.26
11/10/2015	5.943%		19,125,014.26	3,113.97	19,128,128.23
12/10/2015	5.942%		19,128,128.23	3,113.95	19,131,242.19
13/10/2015	5.941%		19,131,242.19	3,113.94	19,134,356.12
14/10/2015	5.942%		19,134,356.12	3,114.97	19,137,471.09
15/10/2015	5.941%		19,137,471.09	3,114.95	19,140,586.04
16/10/2015	5.963%		19,140,586.04	3,126.99	19,143,713.04
17/10/2015	5.963%		19,143,713.04	3,127.51	19,146,840.54
18/10/2015	5.963%		19,146,840.54	3,128.02	19,149,968.56
19/10/2015	5.941%		19,149,968.56	3,116.99	19,153,085.55
20/10/2015	5.940%		19,153,085.55	3,116.97	19,156,202.51
21/10/2015	5.936%		19,156,202.51	3,115.38	19,159,317.89
22/10/2015	5.934%		19,159,317.89	3,114.83	19,162,432.72
23/10/2015	5.928%		19,162,432.72	3,112.19	19,165,544.91
24/10/2015	5.928%		19,165,544.91	3,112.69	19,168,657.61
25/10/2015	5.928%		19,168,657.61	3,113.20	19,171,770.81
26/10/2015	5.932%		19,171,770.81	3,115.81	19,174,886.61
27/10/2015	5.934%		19,174,886.61	3,117.36	19,178,003.98
28/10/2015	5.939%		19,178,003.98	3,120.50	19,181,124.47

29/10/2015	5.951%		19,181,124.47	3,127.31	19,184,251.79
30/10/2015	5.921%		19,184,251.79	3,112.05	19,187,363.84
31/10/2015	5.921%		19,187,363.84	3,112.56	19,190,476.40
01/11/2015	5.921%		19,190,476.40	3,113.06	19,193,589.46
02/11/2015	5.934%		19,193,589.46	3,120.40	19,196,709.87
03/11/2015	5.931%		19,196,709.87	3,119.33	19,199,829.20
04/11/2015	5.923%		19,199,829.20	3,115.63	19,202,944.83
05/11/2015	5.930%		19,202,944.83	3,119.82	19,206,064.65
06/11/2015	5.939%		19,206,064.65	3,125.06	19,209,189.72
07/11/2015	5.939%		19,209,189.72	3,125.57	19,212,315.29
08/11/2015	5.939%		19,212,315.29	3,126.08	19,215,441.37
09/11/2015	5.933%		19,215,441.37	3,123.43	19,218,564.80
10/11/2015	5.934%		19,218,564.80	3,124.46	19,221,689.26
11/11/2015	5.932%		19,221,689.26	3,123.92	19,224,813.18
12/11/2015	5.918%	12,116,400.00	31,341,213.18	5,081.57	31,346,294.75
13/11/2015	5.934%		31,346,294.75	5,096.13	31,351,390.89
14/11/2015	5.934%		31,351,390.89	5,096.96	31,356,487.85
15/11/2015	5.934%		31,356,487.85	5,097.79	31,361,585.64
16/11/2015	5.931%		31,361,585.64	5,096.04	31,366,681.69
17/11/2015	5.932%		31,366,681.69	5,097.73	31,371,779.42
18/11/2015	5.938%		31,371,779.42	5,103.72	31,376,883.13
19/11/2015	5.964%		31,376,883.13	5,126.90	31,382,010.03
20/11/2015	6.150%		31,382,010.03	5,287.65	31,387,297.68
21/11/2015	6.150%		31,387,297.68	5,288.54	31,392,586.23
22/11/2015	6.150%		31,392,586.23	5,289.44	31,397,875.66
23/11/2015	6.149%		31,397,875.66	5,289.47	31,403,165.13
24/11/2015	6.178%		31,403,165.13	5,315.31	31,408,480.44
25/11/2015	6.169%		31,408,480.44	5,308.46	31,413,788.90
26/11/2015	6.173%		31,413,788.90	5,312.80	31,419,101.70

27/11/2015	6.177%		31,419,101.70	5,317.14	31,424,418.85
28/11/2015	6.177%		31,424,418.85	5,318.04	31,429,736.89
29/11/2015	6.177%		31,429,736.89	5,318.94	31,435,055.84
30/11/2015	6.212%		31,435,055.84	5,349.99	31,440,405.83
01/12/2015	6.189%		31,440,405.83	5,331.09	31,445,736.91
02/12/2015	6.162%		31,445,736.91	5,308.73	31,451,045.64
03/12/2015	6.172%		31,451,045.64	5,318.24	31,456,363.89
04/12/2015	6.189%		31,456,363.89	5,333.79	31,461,697.68
05/12/2015	6.189%		31,461,697.68	5,334.70	31,467,032.38
06/12/2015	6.189%		31,467,032.38	5,335.60	31,472,367.98
07/12/2015	6.192%		31,472,367.98	5,339.09	31,477,707.07
08/12/2015	6.214%		31,477,707.07	5,358.97	31,483,066.04
09/12/2015	6.211%		31,483,066.04	5,357.30	31,488,423.34
10/12/2015	6.224%		31,488,423.34	5,369.42	31,493,792.76
11/12/2015	6.174%		31,493,792.76	5,327.20	31,499,119.96
12/12/2015	6.174%		31,499,119.96	5,328.10	31,504,448.06
13/12/2015	6.174%		31,504,448.06	5,329.00	31,509,777.06
14/12/2015	6.186%		31,509,777.06	5,340.26	31,515,117.32
15/12/2015	6.203%		31,515,117.32	5,355.84	31,520,473.16
16/12/2015	6.203%		31,520,473.16	5,356.75	31,525,829.91
17/12/2015	6.211%		31,525,829.91	5,364.57	31,531,194.49
18/12/2015	6.199%		31,531,194.49	5,355.12	31,536,549.61
19/12/2015	6.199%		31,536,549.61	5,356.03	31,541,905.63
20/12/2015	6.199%		31,541,905.63	5,356.94	31,547,262.57
21/12/2015	6.198%		31,547,262.57	5,356.98	31,552,619.56
22/12/2015	6.201%		31,552,619.56	5,360.49	31,557,980.05
23/12/2015	6.199%		31,557,980.05	5,359.67	31,563,339.71
24/12/2015	6.199%	22,520,700.00	54,084,039.71	9,185.40	54,093,225.11
25/12/2015	6.199%		54,093,225.11	9,186.96	54,102,412.07

26/12/2015	6.199%	54,102,412.07	9,188.52	54,111,600.58
27/12/2015	6.199%	54,111,600.58	9,190.08	54,120,790.66
28/12/2015	6.196%	54,120,790.66	9,187.19	54,129,977.85
29/12/2015	6.207%	54,129,977.85	9,205.06	54,139,182.91
30/12/2015	6.205%	54,139,182.91	9,203.66	54,148,386.57
31/12/2015	6.208%	54,148,386.57	9,209.68	54,157,596.25
01/01/2016	6.208%	54,157,596.25	9,211.24	54,166,807.49
02/01/2016	6.208%	54,166,807.49	9,212.81	54,176,020.30
03/01/2016	6.208%	54,176,020.30	9,214.38	54,185,234.68
04/01/2016	6.202%	54,185,234.68	9,207.04	54,194,441.71
05/01/2016	6.205%	54,194,441.71	9,213.06	54,203,654.77
06/01/2016	6.209%	54,203,654.77	9,220.56	54,212,875.33
07/01/2016	6.211%	54,212,875.33	9,225.10	54,222,100.43
08/01/2016	6.201%	54,222,100.43	9,211.81	54,231,312.25
09/01/2016	6.201%	54,231,312.25	9,213.38	54,240,525.63
10/01/2016	6.201%	54,240,525.63	9,214.95	54,249,740.57
11/01/2016	6.187%	54,249,740.57	9,195.70	54,258,936.27
12/01/2016	6.183%	54,258,936.27	9,191.32	54,268,127.59
13/01/2016	6.186%	54,268,127.59	9,197.33	54,277,324.92
14/01/2016	6.183%	54,277,324.92	9,194.43	54,286,519.35
15/01/2016	6.195%	54,286,519.35	9,213.84	54,295,733.19
16/01/2016	6.195%	54,295,733.19	9,215.40	54,304,948.59
17/01/2016	6.195%	54,304,948.59	9,216.96	54,314,165.55
18/01/2016	6.203%	54,314,165.55	9,230.43	54,323,395.98
19/01/2016	6.183%	54,323,395.98	9,202.23	54,332,598.22
20/01/2016	6.177%	54,332,598.22	9,194.86	54,341,793.08
21/01/2016	6.175%	54,341,793.08	9,193.44	54,350,986.52
22/01/2016	6.212%	54,350,986.52	9,250.09	54,360,236.61
23/01/2016	6.212%	54,360,236.61	9,251.67	54,369,488.27

Handwritten signature and initials, possibly 'G. W.' and 'M.', located at the bottom right of the page.

24/01/2016	6.212%		54,369,488.27	9,253.24	54,378,741.51
25/01/2016	6.193%		54,378,741.51	9,226.51	54,387,968.02
26/01/2016	6.194%		54,387,968.02	9,229.56	54,397,197.59
27/01/2016	6.194%		54,397,197.59	9,231.13	54,406,428.72
28/01/2016	6.251%		54,406,428.72	9,317.66	54,415,746.38
29/01/2016	6.594%		54,415,746.38	9,830.61	54,425,576.99
30/01/2016	6.594%		54,425,576.99	9,832.39	54,435,409.38
31/01/2016	6.594%		54,435,409.38	9,834.17	54,445,243.55
01/02/2016	6.692%		54,445,243.55	9,982.13	54,455,225.67
02/02/2016	6.692%		54,455,225.67	9,983.96	54,465,209.63
03/02/2016	6.693%		54,465,209.63	9,987.28	54,475,196.91
04/02/2016	6.680%		54,475,196.91	9,969.71	54,485,166.61
05/02/2016	6.671%		54,485,166.61	9,958.10	54,495,124.71
06/02/2016	6.671%		54,495,124.71	9,959.92	54,505,084.63
07/02/2016	6.671%		54,505,084.63	9,961.74	54,515,046.37
08/02/2016	6.664%		54,515,046.37	9,953.10	54,524,999.47
09/02/2016	6.679%		54,524,999.47	9,977.33	54,534,976.80
10/02/2016	6.677%		54,534,976.80	9,976.17	54,544,952.96
11/02/2016	6.685%	13,038,300.00	67,583,252.96	12,377.92	67,595,630.88
12/02/2016	6.686%		67,595,630.88	12,382.04	67,608,012.92
13/02/2016	6.686%		67,608,012.92	12,384.31	67,620,397.23
14/02/2016	6.686%		67,620,397.23	12,386.57	67,632,783.80
15/02/2016	6.684%		67,632,783.80	12,385.14	67,645,168.94
16/02/2016	6.689%		67,645,168.94	12,396.67	67,657,565.61
17/02/2016	6.691%		67,657,565.61	12,402.65	67,669,968.26
18/02/2016	6.698%		67,669,968.26	12,417.90	67,682,386.16
19/02/2016	6.716%		67,682,386.16	12,453.56	67,694,839.72
20/02/2016	6.716%		67,694,839.72	12,455.85	67,707,295.57
21/02/2016	6.716%		67,707,295.57	12,458.14	67,719,753.72

22/02/2016	6.699%		67,719,753.72	12,428.89	67,732,182.61
23/02/2016	6.685%		67,732,182.61	12,405.20	67,744,587.81
24/02/2016	6.705%		67,744,587.81	12,444.59	67,757,032.39
25/02/2016	6.706%		67,757,032.39	12,448.73	67,769,481.12
26/02/2016	6.682%		67,769,481.12	12,406.46	67,781,887.58
27/02/2016	6.682%		67,781,887.58	12,408.73	67,794,296.31
28/02/2016	6.682%		67,794,296.31	12,411.00	67,806,707.31
29/02/2016	6.701%		67,806,707.31	12,448.57	67,819,155.88
01/03/2016	6.681%		67,819,155.88	12,413.69	67,831,569.57
02/03/2016	6.689%		67,831,569.57	12,430.83	67,844,000.40
03/03/2016	6.696%		67,844,000.40	12,446.12	67,856,446.52
04/03/2016	6.704%		67,856,446.52	12,463.28	67,868,909.80
05/03/2016	6.704%		67,868,909.80	12,465.57	67,881,375.37
06/03/2016	6.704%		67,881,375.37	12,467.86	67,893,843.22
07/03/2016	6.678%		67,893,843.22	12,421.78	67,906,265.01
08/03/2016	6.697%		67,906,265.01	12,459.40	67,918,724.41
09/03/2016	6.669%		67,918,724.41	12,409.59	67,931,134.00
10/03/2016	6.671%		67,931,134.00	12,415.58	67,943,549.58
11/03/2016	6.665%		67,943,549.58	12,406.68	67,955,956.25
12/03/2016	6.665%		67,955,956.25	12,408.94	67,968,365.20
13/03/2016	6.665%		67,968,365.20	12,411.21	67,980,776.41
14/03/2016	6.662%	11,853,000.00	79,833,776.41	14,571.30	79,848,347.71
15/03/2016	6.668%		79,848,347.71	14,587.09	79,862,934.80
16/03/2016	6.690%		79,862,934.80	14,637.89	79,877,572.69
17/03/2016	6.716%		79,877,572.69	14,697.47	79,892,270.17
18/03/2016	6.885%		79,892,270.17	15,070.09	79,907,340.26
19/03/2016	6.885%		79,907,340.26	15,072.93	79,922,413.19
20/03/2016	6.885%		79,922,413.19	15,075.78	79,937,488.97
21/03/2016	6.885%		79,937,488.97	15,078.62	79,952,567.58


22/03/2016	6.889%		79,952,567.58	15,090.23	79,967,657.81
23/03/2016	6.930%		79,967,657.81	15,182.90	79,982,840.71
24/03/2016	6.921%		79,982,840.71	15,166.06	79,998,006.77
25/03/2016	6.921%		79,998,006.77	15,168.94	80,013,175.71
26/03/2016	6.921%		80,013,175.71	15,171.81	80,028,347.52
27/03/2016	6.921%		80,028,347.52	15,174.69	80,043,522.21
28/03/2016	6.921%		80,043,522.21	15,177.57	80,058,699.78
29/03/2016	6.925%		80,058,699.78	15,189.22	80,073,889.00
30/03/2016	6.917%		80,073,889.00	15,174.55	80,089,063.55
31/03/2016	6.937%	493,839.47	80,582,903.02	15,315.17	80,598,218.19
01/04/2016	6.928%		80,598,218.19	15,298.20	80,613,516.40
02/04/2016	6.928%		80,613,516.40	15,301.11	80,628,817.50
03/04/2016	6.928%		80,628,817.50	15,304.01	80,644,121.52
04/04/2016	6.958%		80,644,121.52	15,373.20	80,659,494.72
05/04/2016	6.938%		80,659,494.72	15,331.93	80,674,826.65
06/04/2016	6.920%		80,674,826.65	15,295.06	80,690,121.71
07/04/2016	6.920%		80,690,121.71	15,297.96	80,705,419.67
08/04/2016	6.903%		80,705,419.67	15,263.27	80,720,682.95
09/04/2016	6.903%		80,720,682.95	15,266.16	80,735,949.11
10/04/2016	6.903%		80,735,949.11	15,269.05	80,751,218.16
11/04/2016	6.946%		80,751,218.16	15,367.07	80,766,585.23
12/04/2016	6.926%		80,766,585.23	15,325.74	80,781,910.96
13/04/2016	6.933%		80,781,910.96	15,344.14	80,797,255.10
14/04/2016	6.927%	11,853,000.00	92,650,255.10	17,583.24	92,667,838.34
15/04/2016	6.926%		92,667,838.34	17,584.04	92,685,422.38
16/04/2016	6.926%		92,685,422.38	17,587.38	92,703,009.76
17/04/2016	6.926%		92,703,009.76	17,590.71	92,720,600.47
18/04/2016	6.934%		92,720,600.47	17,614.37	92,738,214.84
19/04/2016	6.932%		92,738,214.84	17,612.64	92,755,827.48

20/04/2016	6.928%	92,755,827.48	17,605.82	92,773,433.30
21/04/2016	6.940%	92,773,433.30	17,639.66	92,791,072.96
22/04/2016	6.950%	92,791,072.96	17,668.44	92,808,741.40
23/04/2016	6.950%	92,808,741.40	17,671.80	92,826,413.20
24/04/2016	6.950%	92,826,413.20	17,675.17	92,844,088.37
25/04/2016	6.954%	92,844,088.37	17,688.71	92,861,777.07
26/04/2016	6.956%	92,861,777.07	17,697.16	92,879,474.24
27/04/2016	6.956%	92,879,474.24	17,700.54	92,897,174.78
28/04/2016	6.955%	92,897,174.78	17,701.37	92,914,876.14
29/04/2016	6.958%	92,914,876.14	17,712.38	92,932,588.52
30/04/2016	6.958%	92,932,588.52	17,715.75	92,950,304.27
01/05/2016	6.958%	92,950,304.27	17,719.13	92,968,023.40
02/05/2016	6.958%	92,968,023.40	17,722.51	92,985,745.91
03/05/2016	6.954%	92,985,745.91	17,715.70	93,003,461.60
04/05/2016	6.969%	93,003,461.60	17,757.29	93,021,218.89
05/05/2016	6.945%	93,021,218.89	17,699.52	93,038,918.41
06/05/2016	6.942%	93,038,918.41	17,695.24	93,056,613.65
07/05/2016	6.942%	93,056,613.65	17,698.60	93,074,312.25
08/05/2016	6.942%	93,074,312.25	17,701.97	93,092,014.22
09/05/2016	6.930%	93,092,014.22	17,674.73	93,109,688.95
10/05/2016	6.925%	93,109,688.95	17,665.33	93,127,354.28
11/05/2016	6.923%	93,127,354.28	17,663.58	93,145,017.86
12/05/2016	6.915%	93,145,017.86	17,646.52	93,162,664.38
13/05/2016	6.912%	93,162,664.38	17,642.20	93,180,306.58
14/05/2016	6.912%	93,180,306.58	17,645.54	93,197,952.12
15/05/2016	6.912%	93,197,952.12	17,648.88	93,215,601.00
16/05/2016	6.935%	93,215,601.00	17,710.96	93,233,311.97
17/05/2016	6.909%	93,233,311.97	17,647.92	93,250,959.88
18/05/2016	6.931%	93,250,959.88	17,707.46	93,268,667.35

19/05/2016	6.937%	286,433.33	93,555,100.68	17,780.60	93,572,881.27
20/05/2016	6.929%		93,572,881.27	17,763.47	93,590,644.74
21/05/2016	6.929%		93,590,644.74	17,766.84	93,608,411.58
22/05/2016	6.929%		93,608,411.58	17,770.21	93,626,181.79
23/05/2016	6.936%	11,853,000.00	105,479,181.79	20,043.93	105,499,225.72
24/05/2016	6.941%		105,499,225.72	20,062.20	105,519,287.92
25/05/2016	6.956%		105,519,287.92	20,109.37	105,539,397.29
26/05/2016	6.936%		105,539,397.29	20,055.38	105,559,452.67
27/05/2016	6.946%		105,559,452.67	20,088.11	105,579,540.78
28/05/2016	6.946%		105,579,540.78	20,091.93	105,599,632.71
29/05/2016	6.946%		105,599,632.71	20,095.75	105,619,728.46
30/05/2016	6.947%		105,619,728.46	20,102.47	105,639,830.94
31/05/2016	6.922%		105,639,830.94	20,033.94	105,659,864.88
01/06/2016	6.922%		105,659,864.88	20,037.74	105,679,902.62
02/06/2016	6.901%		105,679,902.62	19,980.74	105,699,883.36
03/06/2016	6.911%		105,699,883.36	20,013.48	105,719,896.84
04/06/2016	6.911%		105,719,896.84	20,017.27	105,739,914.10
05/06/2016	6.911%		105,739,914.10	20,021.06	105,759,935.16
06/06/2016	6.891%		105,759,935.16	19,966.90	105,779,902.06
07/06/2016	6.884%		105,779,902.06	19,950.38	105,799,852.43
08/06/2016	6.877%		105,799,852.43	19,933.85	105,819,786.29
09/06/2016	6.922%		105,819,786.29	20,068.07	105,839,854.36
10/06/2016	6.920%		105,839,854.36	20,066.08	105,859,920.43
11/06/2016	6.920%		105,859,920.43	20,069.88	105,879,990.31
12/06/2016	6.920%		105,879,990.31	20,073.69	105,900,064.00
13/06/2016	6.922%		105,900,064.00	20,083.29	105,920,147.29
14/06/2016	6.928%		105,920,147.29	20,104.51	105,940,251.81
15/06/2016	6.918%		105,940,251.81	20,079.31	105,960,331.11
16/06/2016	6.918%		105,960,331.11	20,083.11	105,980,414.23

17/06/2016	6.922%		105,980,414.23	20,098.53	106,000,512.76
18/06/2016	6.922%		106,000,512.76	20,102.34	106,020,615.10
19/06/2016	6.922%		106,020,615.10	20,106.16	106,040,721.26
20/06/2016	6.933%		106,040,721.26	20,141.93	106,060,863.18
21/06/2016	6.934%		106,060,863.18	20,148.66	106,081,011.84
22/06/2016	6.918%		106,081,011.84	20,105.98	106,101,117.83
23/06/2016	6.921%		106,101,117.83	20,118.52	106,121,236.34
24/06/2016	6.981%		106,121,236.34	20,296.78	106,141,533.12
25/06/2016	6.981%		106,141,533.12	20,300.66	106,161,833.78
26/06/2016	6.981%		106,161,833.78	20,304.54	106,182,138.32
27/06/2016	6.979%		106,182,138.32	20,302.61	106,202,440.93
28/06/2016	6.981%		106,202,440.93	20,312.31	106,222,753.24
29/06/2016	6.974%		106,222,753.24	20,295.82	106,243,049.06
30/06/2016	6.973%		106,243,049.06	20,296.79	106,263,345.85
01/07/2016	6.982%		106,263,345.85	20,326.87	106,283,672.71
02/07/2016	6.982%		106,283,672.71	20,330.76	106,304,003.47
03/07/2016	6.982%		106,304,003.47	20,334.65	106,324,338.11
04/07/2016	6.963%		106,324,338.11	20,283.19	106,344,621.30
05/07/2016	6.945%		106,344,621.30	20,234.61	106,364,855.92
06/07/2016	6.964%		106,364,855.92	20,293.83	106,385,149.75
07/07/2016	6.967%		106,385,149.75	20,306.45	106,405,456.20
08/07/2016	6.969%		106,405,456.20	20,316.15	106,425,772.35
09/07/2016	6.969%		106,425,772.35	20,320.03	106,446,092.38
10/07/2016	6.969%		106,446,092.38	20,323.91	106,466,416.30
11/07/2016	6.975%		106,466,416.30	20,345.29	106,486,761.59
12/07/2016	6.971%		106,486,761.59	20,337.51	106,507,099.10
13/07/2016	6.933%		106,507,099.10	20,230.51	106,527,329.62
14/07/2016	6.965%		106,527,329.62	20,327.75	106,547,657.37
15/07/2016	6.948%	20,194,000.00	126,741,657.37	24,126.06	126,765,783.42


16/07/2016	6.948%	126,765,783.42	24,130.65	126,789,914.07
17/07/2016	6.948%	126,789,914.07	24,135.24	126,814,049.31
18/07/2016	6.937%	126,814,049.31	24,101.62	126,838,150.93
19/07/2016	6.955%	126,838,150.93	24,168.75	126,862,319.68
20/07/2016	6.962%	126,862,319.68	24,197.68	126,886,517.36
21/07/2016	6.945%	126,886,517.36	24,143.20	126,910,660.56
22/07/2016	6.961%	126,910,660.56	24,203.43	126,934,863.99
23/07/2016	6.961%	126,934,863.99	24,208.04	126,959,072.03
24/07/2016	6.961%	126,959,072.03	24,212.66	126,983,284.70
25/07/2016	6.947%	126,983,284.70	24,168.57	127,007,453.27
26/07/2016	6.957%	127,007,453.27	24,207.97	127,031,661.24
27/07/2016	6.957%	127,031,661.24	24,212.58	127,055,873.82
28/07/2016	6.953%	127,055,873.82	24,203.27	127,080,077.09
29/07/2016	6.964%	127,080,077.09	24,246.18	127,104,323.27
30/07/2016	6.964%	127,104,323.27	24,250.81	127,128,574.08
31/07/2016	6.964%	127,128,574.08	24,255.44	127,152,829.52
01/08/2016	6.934%	127,152,829.52	24,155.55	127,176,985.07
02/08/2016	6.952%	127,176,985.07	24,222.86	127,201,207.93
03/08/2016	6.952%	127,201,207.93	24,227.47	127,225,435.41
04/08/2016	6.961%	127,225,435.41	24,263.46	127,249,698.87
05/08/2016	6.933%	127,249,698.87	24,170.47	127,273,869.34
06/08/2016	6.933%	127,273,869.34	24,175.06	127,298,044.40
07/08/2016	6.933%	127,298,044.40	24,179.65	127,322,224.05
08/08/2016	6.918%	127,322,224.05	24,131.92	127,346,355.97
09/08/2016	6.918%	127,346,355.97	24,136.50	127,370,492.47
10/08/2016	6.922%	127,370,492.47	24,155.03	127,394,647.50
11/08/2016	6.947%	127,394,647.50	24,246.87	127,418,894.36
12/08/2016	6.955%	127,418,894.36	24,279.41	127,443,173.77
13/08/2016	6.955%	127,443,173.77	24,284.03	127,467,457.81



14/08/2016	6.955%	127,467,457.81	24,288.66	127,491,746.47
15/08/2016	6.950%	127,491,746.47	24,275.83	127,516,022.29
16/08/2016	6.949%	127,516,022.29	24,276.95	127,540,299.25
17/08/2016	6.950%	127,540,299.25	24,285.07	127,564,584.32
18/08/2016	6.957%	127,564,584.32	24,314.16	127,588,898.48
19/08/2016	6.963%	127,588,898.48	24,339.77	127,613,238.25
20/08/2016	6.963%	127,613,238.25	24,344.41	127,637,582.66
21/08/2016	6.963%	127,637,582.66	24,349.05	127,661,931.71
22/08/2016	6.955%	127,661,931.71	24,325.72	127,686,257.43
23/08/2016	6.967%	127,686,257.43	24,372.33	127,710,629.76
24/08/2016	6.967%	127,710,629.76	24,376.99	127,735,006.75
25/08/2016	6.960%	127,735,006.75	24,357.14	127,759,363.89
26/08/2016	6.971%	127,759,363.89	24,400.29	127,783,764.18
27/08/2016	6.971%	127,783,764.18	24,404.95	127,808,169.13
28/08/2016	6.971%	127,808,169.13	24,409.61	127,832,578.73
29/08/2016	6.958%	127,832,578.73	24,368.74	127,856,947.48
30/08/2016	6.962%	127,856,947.48	24,387.40	127,881,334.88
31/08/2016	6.962%	127,881,334.88	24,392.05	127,905,726.93
01/09/2016	6.957%	127,905,726.93	24,379.18	127,930,106.11
02/09/2016	6.982%	127,930,106.11	24,471.45	127,954,577.56
03/09/2016	6.982%	127,954,577.56	24,476.13	127,979,053.69
04/09/2016	6.982%	127,979,053.69	24,480.82	128,003,534.51
05/09/2016	6.982%	128,003,534.51	24,485.50	128,028,020.01
06/09/2016	6.962%	128,028,020.01	24,420.03	128,052,440.04
07/09/2016	6.969%	128,052,440.04	24,449.25	128,076,889.28
08/09/2016	6.996%	128,076,889.28	24,548.66	128,101,437.94
09/09/2016	6.980%	128,101,437.94	24,497.21	128,125,935.14
10/09/2016	6.980%	128,125,935.14	24,501.89	128,150,437.03
11/09/2016	6.980%	128,150,437.03	24,506.58	128,174,943.61

12/09/2016	6.983%	128,174,943.61	24,521.80	128,199,465.41
13/09/2016	6.995%	128,199,465.41	24,568.64	128,224,034.05
14/09/2016	6.983%	128,224,034.05	24,531.19	128,248,565.24
15/09/2016	6.979%	128,248,565.24	24,521.83	128,273,087.06
16/09/2016	6.978%	128,273,087.06	24,523.00	128,297,610.07
17/09/2016	6.978%	128,297,610.07	24,527.69	128,322,137.76
18/09/2016	6.978%	128,322,137.76	24,532.38	128,346,670.14
19/09/2016	6.975%	128,346,670.14	24,526.52	128,371,196.66
20/09/2016	6.973%	128,371,196.66	24,524.17	128,395,720.83
21/09/2016	6.957%	128,395,720.83	24,472.58	128,420,193.41
22/09/2016	6.959%	128,420,193.41	24,484.28	128,444,677.69
23/09/2016	6.952%	128,444,677.69	24,464.31	128,469,142.00
24/09/2016	6.952%	128,469,142.00	24,468.97	128,493,610.97
25/09/2016	6.952%	128,493,610.97	24,473.63	128,518,084.60
26/09/2016	6.957%	128,518,084.60	24,495.90	128,542,580.50
27/09/2016	6.950%	128,542,580.50	24,475.92	128,567,056.42
28/09/2016	6.956%	128,567,056.42	24,501.71	128,591,558.13
29/09/2016	6.951%	128,591,558.13	24,488.76	128,616,046.90
30/09/2016	6.946%	128,616,046.90	24,475.81	128,640,522.71
01/10/2016	6.946%	128,640,522.71	24,480.47	128,665,003.17
02/10/2016	6.946%	128,665,003.17	24,485.13	128,689,488.30
03/10/2016	6.926%	128,689,488.30	24,419.27	128,713,907.57
04/10/2016	6.957%	128,713,907.57	24,533.22	128,738,440.79
05/10/2016	6.942%	128,738,440.79	24,484.99	128,762,925.79
06/10/2016	6.928%	128,762,925.79	24,440.26	128,787,366.05
07/10/2016	6.864%	128,787,366.05	24,219.08	128,811,585.13
08/10/2016	6.864%	128,811,585.13	24,223.64	128,835,808.77
09/10/2016	6.864%	128,835,808.77	24,228.19	128,860,036.96
10/10/2016	6.941%	128,860,036.96	24,504.59	128,884,541.55

11/10/2016	6.937%	128,884,541.55	24,495.13	128,909,036.67
12/10/2016	6.973%	128,909,036.67	24,626.92	128,933,663.60
13/10/2016	7.011%	128,933,663.60	24,765.86	128,958,429.46
14/10/2016	7.025%	128,958,429.46	24,820.08	128,983,249.54
15/10/2016	7.025%	128,983,249.54	24,824.86	129,008,074.40
16/10/2016	7.025%	129,008,074.40	24,829.64	129,032,904.03
17/10/2016	6.970%	129,032,904.03	24,639.98	129,057,544.01
18/10/2016	6.984%	129,057,544.01	24,694.19	129,082,238.20
19/10/2016	6.987%	129,082,238.20	24,709.52	129,106,947.73
20/10/2016	6.996%	129,106,947.73	24,746.09	129,131,693.81
21/10/2016	7.001%	129,131,693.81	24,768.52	129,156,462.33
22/10/2016	7.001%	129,156,462.33	24,773.27	129,181,235.61
23/10/2016	7.001%	129,181,235.61	24,778.02	129,206,013.63
24/10/2016	6.998%	129,206,013.63	24,772.16	129,230,785.78
25/10/2016	6.999%	129,230,785.78	24,780.45	129,255,566.23
26/10/2016	7.008%	129,255,566.23	24,817.07	129,280,383.30
27/10/2016	6.990%	129,280,383.30	24,758.08	129,305,141.38
28/10/2016	6.990%	129,305,141.38	24,762.82	129,329,904.20
29/10/2016	6.990%	129,329,904.20	24,767.56	129,354,671.76
30/10/2016	6.990%	129,354,671.76	24,772.31	129,379,444.07
31/10/2016	6.981%	129,379,444.07	24,745.15	129,404,189.21
01/11/2016	6.988%	129,404,189.21	24,774.70	129,428,963.91
02/11/2016	6.990%	129,428,963.91	24,786.53	129,453,750.44
03/11/2016	6.997%	129,453,750.44	24,816.11	129,478,566.55
04/11/2016	6.988%	129,478,566.55	24,788.94	129,503,355.49
05/11/2016	6.988%	129,503,355.49	24,793.68	129,528,149.17
06/11/2016	6.988%	129,528,149.17	24,798.43	129,552,947.60
07/11/2016	6.979%	129,552,947.60	24,771.23	129,577,718.84
08/11/2016	6.975%	129,577,718.84	24,761.77	129,602,480.61



09/11/2016	6.986%	129,602,480.61	24,805.56	129,627,286.17
10/11/2016	6.981%	129,627,286.17	24,792.55	129,652,078.72
11/11/2016	6.976%	129,652,078.72	24,779.53	129,676,858.25
12/11/2016	6.976%	129,676,858.25	24,784.27	129,701,642.52
13/11/2016	6.976%	129,701,642.52	24,789.00	129,726,431.52
14/11/2016	6.982%	129,726,431.52	24,815.07	129,751,246.59
15/11/2016	6.991%	129,751,246.59	24,851.81	129,776,098.39
16/11/2016	6.979%	129,776,098.39	24,813.90	129,800,912.29
17/11/2016	6.990%	129,800,912.29	24,857.76	129,825,770.06
18/11/2016	6.981%	129,825,770.06	24,830.51	129,850,600.57
19/11/2016	6.981%	129,850,600.57	24,835.26	129,875,435.83
20/11/2016	6.981%	129,875,435.83	24,840.01	129,900,275.84
21/11/2016	6.990%	129,900,275.84	24,876.79	129,925,152.64
22/11/2016	6.987%	129,925,152.64	24,870.88	129,950,023.51
23/11/2016	6.979%	129,950,023.51	24,847.16	129,974,870.67
24/11/2016	6.982%	129,974,870.67	24,862.59	129,999,733.26
25/11/2016	6.966%	129,999,733.26	24,810.36	130,024,543.62
26/11/2016	6.966%	130,024,543.62	24,815.10	130,049,358.72
27/11/2016	6.966%	130,049,358.72	24,819.83	130,074,178.55
28/11/2016	6.978%	130,074,178.55	24,867.33	130,099,045.88
29/11/2016	6.974%	130,099,045.88	24,857.83	130,123,903.71
30/11/2016	6.969%	130,123,903.71	24,844.75	130,148,748.46
01/12/2016	6.965%	130,148,748.46	24,835.23	130,173,583.69
02/12/2016	6.947%	130,173,583.69	24,775.78	130,198,359.47
03/12/2016	6.947%	130,198,359.47	24,780.49	130,223,139.97
04/12/2016	6.947%	130,223,139.97	24,785.21	130,247,925.18
05/12/2016	6.988%	130,247,925.18	24,936.23	130,272,861.41
06/12/2016	6.940%	130,272,861.41	24,769.69	130,297,631.10
07/12/2016	6.948%	130,297,631.10	24,802.96	130,322,434.05

08/12/2016	6.971%		130,322,434.05	24,889.80	130,347,323.85
09/12/2016	6.960%		130,347,323.85	24,855.27	130,372,179.12
10/12/2016	6.960%		130,372,179.12	24,860.01	130,397,039.13
11/12/2016	6.960%		130,397,039.13	24,864.75	130,421,903.89
12/12/2016	6.957%		130,421,903.89	24,858.77	130,446,762.66
13/12/2016	6.964%		130,446,762.66	24,888.53	130,471,651.19
14/12/2016	6.963%		130,471,651.19	24,889.70	130,496,540.89
15/12/2016	6.975%		130,496,540.89	24,937.35	130,521,478.24
16/12/2016	6.975%		130,521,478.24	24,942.12	130,546,420.36
17/12/2016	6.975%		130,546,420.36	24,946.88	130,571,367.24
18/12/2016	6.975%		130,571,367.24	24,951.65	130,596,318.89
19/12/2016	6.973%		130,596,318.89	24,949.26	130,621,268.16
20/12/2016	6.968%		130,621,268.16	24,936.14	130,646,204.29
21/12/2016	6.973%		130,646,204.29	24,958.79	130,671,163.09
22/12/2016	6.976%		130,671,163.09	24,974.30	130,696,137.39
23/12/2016	6.972%		130,696,137.39	24,964.75	130,721,102.14
24/12/2016	6.972%		130,721,102.14	24,969.52	130,746,071.66
25/12/2016	6.972%		130,746,071.66	24,974.29	130,771,045.96
26/12/2016	6.972%		130,771,045.96	24,979.06	130,796,025.02
27/12/2016	6.972%		130,796,025.02	24,983.83	130,821,008.85
28/12/2016	6.962%		130,821,008.85	24,952.76	130,845,961.61
29/12/2016	6.945%		130,845,961.61	24,896.58	130,870,858.19
30/12/2016	6.929%		130,870,858.19	24,843.95	130,895,702.14
31/12/2016	6.929%		130,895,702.14	24,848.67	130,920,550.81
01/01/2017	6.929%		130,920,550.81	24,853.38	130,945,404.19
02/01/2017	6.929%		130,945,404.19	24,858.10	130,970,262.29
03/01/2017	6.941%		130,970,262.29	24,905.88	130,995,168.17
04/01/2017	6.942%	11,285,025.44	142,280,193.61	27,060.52	142,307,254.14
05/01/2017	6.973%		142,307,254.14	27,186.53	142,334,440.67

06/01/2017	6.959%	142,334,440.67	27,137.13	142,361,577.80
07/01/2017	6.959%	142,361,577.80	27,142.31	142,388,720.11
08/01/2017	6.959%	142,388,720.11	27,147.48	142,415,867.59
09/01/2017	6.961%	142,415,867.59	27,160.46	142,443,028.05
10/01/2017	6.957%	142,443,028.05	27,150.03	142,470,178.09
11/01/2017	6.962%	142,470,178.09	27,174.72	142,497,352.81
12/01/2017	6.968%	142,497,352.81	27,203.33	142,524,556.14
13/01/2017	6.944%	142,524,556.14	27,114.81	142,551,670.95
14/01/2017	6.944%	142,551,670.95	27,119.97	142,578,790.91
15/01/2017	6.944%	142,578,790.91	27,125.13	142,605,916.04
16/01/2017	6.946%	142,605,916.04	27,138.10	142,633,054.14
17/01/2017	6.952%	142,633,054.14	27,166.71	142,660,220.85
18/01/2017	6.942%	142,660,220.85	27,132.80	142,687,353.66
19/01/2017	6.940%	142,687,353.66	27,130.14	142,714,483.80
20/01/2017	6.944%	142,714,483.80	27,150.94	142,741,634.74
21/01/2017	6.944%	142,741,634.74	27,156.11	142,768,790.85
22/01/2017	6.944%	142,768,790.85	27,161.27	142,795,952.12
23/01/2017	6.953%	142,795,952.12	27,201.65	142,823,153.77
24/01/2017	6.949%	142,823,153.77	27,191.18	142,850,344.95
25/01/2017	6.940%	142,850,344.95	27,161.13	142,877,506.09
26/01/2017	6.950%	142,877,506.09	27,205.44	142,904,711.53
27/01/2017	6.936%	142,904,711.53	27,155.81	142,931,867.34
28/01/2017	6.936%	142,931,867.34	27,160.97	142,959,028.31
29/01/2017	6.936%	142,959,028.31	27,166.13	142,986,194.44
30/01/2017	6.934%	142,986,194.44	27,163.46	143,013,357.90
31/01/2017	6.941%	143,013,357.90	27,196.05	143,040,553.95
01/02/2017	6.924%	143,040,553.95	27,134.60	143,067,688.55
02/02/2017	6.940%	143,067,688.55	27,202.46	143,094,891.01
03/02/2017	6.938%	143,094,891.01	27,199.79	143,122,090.80


<u>04/02/2017</u>	6.938%		143,122,090.80	27,204.96	143,149,295.76
<u>05/02/2017</u>	6.938%		143,149,295.76	27,210.13	143,176,505.89
<u>06/02/2017</u>	6.946%		143,176,505.89	27,246.69	143,203,752.57
<u>07/02/2017</u>	6.946%		143,203,752.57	27,251.87	143,231,004.45
<u>08/02/2017</u>	6.966%		143,231,004.45	27,335.54	143,258,339.98
<u>09/02/2017</u>	6.972%		143,258,339.98	27,364.31	143,285,704.29
<u>10/02/2017</u>	6.960%		143,285,704.29	27,322.42	143,313,026.71
<u>11/02/2017</u>	6.960%		143,313,026.71	27,327.63	143,340,354.35
<u>12/02/2017</u>	6.960%		143,340,354.35	27,332.85	143,367,687.19
<u>13/02/2017</u>	6.957%		143,367,687.19	27,326.27	143,395,013.47
<u>14/02/2017</u>	6.959%		143,395,013.47	27,339.34	143,422,352.81
<u>15/02/2017</u>	6.956%	11,285,025.44	154,707,378.25	29,483.41	154,736,861.66
<u>16/02/2017</u>	6.961%		154,736,861.66	29,510.23	154,766,371.89
<u>17/02/2017</u>	6.963%		154,766,371.89	29,524.34	154,795,896.22
<u>18/02/2017</u>	6.963%		154,795,896.22	29,529.97	154,825,426.19
<u>19/02/2017</u>	6.963%		154,825,426.19	29,535.60	154,854,961.79
<u>20/02/2017</u>	6.973%		154,854,961.79	29,583.66	154,884,545.45
<u>21/02/2017</u>	6.963%		154,884,545.45	29,546.88	154,914,092.33
<u>22/02/2017</u>	6.959%		154,914,092.33	29,535.54	154,943,627.87
<u>23/02/2017</u>	6.970%		154,943,627.87	29,587.87	154,973,215.74
<u>24/02/2017</u>	6.961%		154,973,215.74	29,555.30	155,002,771.04
<u>25/02/2017</u>	6.961%		155,002,771.04	29,560.94	155,032,331.98
<u>26/02/2017</u>	6.961%		155,032,331.98	29,566.58	155,061,898.55
<u>27/02/2017</u>	6.954%		155,061,898.55	29,542.48	155,091,441.03
<u>28/02/2017</u>	6.970%		155,091,441.03	29,616.09	155,121,057.12
<u>01/03/2017</u>	6.957%		155,121,057.12	29,566.50	155,150,623.62
<u>02/03/2017</u>	6.963%		155,150,623.62	29,597.64	155,180,221.26
<u>03/03/2017</u>	6.969%		155,180,221.26	29,628.79	155,209,850.05
<u>04/03/2017</u>	6.969%		155,209,850.05	29,634.45	155,239,484.50

05/03/2017	6.969%		155,239,484.50	29,640.11	155,269,124.61
06/03/2017	6.983%		155,269,124.61	29,705.32	155,298,829.94
07/03/2017	6.992%		155,298,829.94	29,749.30	155,328,579.24
08/03/2017	6.992%		155,328,579.24	29,755.00	155,358,334.23
09/03/2017	6.998%		155,358,334.23	29,786.24	155,388,120.47
10/03/2017	6.998%		155,388,120.47	29,791.95	155,417,912.42
11/03/2017	6.998%		155,417,912.42	29,797.66	155,447,710.08
12/03/2017	6.998%		155,447,710.08	29,803.37	155,477,513.45
13/03/2017	7.027%		155,477,513.45	29,932.62	155,507,446.06
14/03/2017	7.024%		155,507,446.06	29,925.60	155,537,371.66
15/03/2017	7.016%		155,537,371.66	29,897.27	155,567,268.93
16/03/2017	7.012%		155,567,268.93	29,885.96	155,597,154.89
17/03/2017	6.983%		155,597,154.89	29,768.08	155,626,922.97
18/03/2017	6.983%		155,626,922.97	29,773.78	155,656,696.75
19/03/2017	6.983%		155,656,696.75	29,779.47	155,686,476.22
20/03/2017	6.983%		155,686,476.22	29,785.17	155,716,261.39
21/03/2017	6.983%		155,716,261.39	29,790.87	155,746,052.25
22/03/2017	6.978%		155,746,052.25	29,775.23	155,775,827.49
23/03/2017	6.978%		155,775,827.49	29,780.92	155,805,608.41
24/03/2017	6.984%		155,805,608.41	29,812.23	155,835,420.64
25/03/2017	6.984%		155,835,420.64	29,817.93	155,865,238.57
26/03/2017	6.984%		155,865,238.57	29,823.64	155,895,062.21
27/03/2017	6.983%		155,895,062.21	29,825.07	155,924,887.29
28/03/2017	6.979%		155,924,887.29	29,813.69	155,954,700.98
29/03/2017	6.980%		155,954,700.98	29,823.67	155,984,524.65
30/03/2017	6.965%	699,601.03	156,684,125.67	29,898.77	156,714,024.44
31/03/2017	6.966%		156,714,024.44	29,908.76	156,743,933.20
01/04/2017	6.966%		156,743,933.20	29,914.47	156,773,847.67
02/04/2017	6.966%		156,773,847.67	29,920.18	156,803,767.86

03/04/2017	6.959%		156,803,767.86	29,895.82	156,833,663.68
04/04/2017	6.966%		156,833,663.68	29,931.60	156,863,595.27
05/04/2017	6.958%		156,863,595.27	29,902.93	156,893,498.20
06/04/2017	6.959%		156,893,498.20	29,912.93	156,923,411.13
07/04/2017	6.954%		156,923,411.13	29,897.13	156,953,308.26
08/04/2017	6.954%		156,953,308.26	29,902.83	156,983,211.09
09/04/2017	6.954%		156,983,211.09	29,908.53	157,013,119.62
10/04/2017	6.951%		157,013,119.62	29,901.32	157,043,020.94
11/04/2017	6.952%		157,043,020.94	29,911.32	157,072,932.26
12/04/2017	6.984%		157,072,932.26	30,054.72	157,102,986.98
13/04/2017	6.985%		157,102,986.98	30,064.78	157,133,051.76
14/04/2017	6.985%		157,133,051.76	30,070.53	157,163,122.29
15/04/2017	6.985%		157,163,122.29	30,076.29	157,193,198.57
16/04/2017	6.985%		157,193,198.57	30,082.04	157,223,280.61
17/04/2017	6.985%		157,223,280.61	30,087.80	157,253,368.41
18/04/2017	6.984%		157,253,368.41	30,089.25	157,283,457.66
19/04/2017	7.000%	9,404,187.72	166,687,645.38	31,967.49	166,719,612.87
20/04/2017	7.001%		166,719,612.87	31,978.19	166,751,591.06
21/04/2017	6.996%		166,751,591.06	31,961.48	166,783,552.55
22/04/2017	6.996%		166,783,552.55	31,967.61	166,815,520.16
23/04/2017	6.996%		166,815,520.16	31,973.74	166,847,493.89
24/04/2017	7.011%		166,847,493.89	32,048.43	166,879,542.32
25/04/2017	7.027%		166,879,542.32	32,127.74	166,911,670.07
26/04/2017	6.996%		166,911,670.07	31,992.17	166,943,662.23
27/04/2017	6.996%		166,943,662.23	31,998.30	166,975,660.53
28/04/2017	6.993%		166,975,660.53	31,990.71	167,007,651.24
29/04/2017	6.993%		167,007,651.24	31,996.84	167,039,648.07
30/04/2017	6.993%		167,039,648.07	32,002.97	167,071,651.04
01/05/2017	6.993%		167,071,651.04	32,009.10	167,103,660.13


<u>02/05/2017</u>	6.992%		167,103,660.13	32,010.65	167,135,670.79
<u>03/05/2017</u>	6.984%		167,135,670.79	31,980.15	167,167,650.94
<u>04/05/2017</u>	7.001%		167,167,650.94	32,064.13	167,199,715.07
<u>05/05/2017</u>	6.978%	7,523,350.00	174,723,065.07	33,403.22	174,756,468.29
<u>06/05/2017</u>	6.978%		174,756,468.29	33,409.61	174,789,877.89
<u>07/05/2017</u>	6.978%		174,789,877.89	33,415.99	174,823,293.89
<u>08/05/2017</u>	6.973%		174,823,293.89	33,398.43	174,856,692.32
<u>09/05/2017</u>	6.986%		174,856,692.32	33,467.09	174,890,159.41
<u>10/05/2017</u>	6.979%		174,890,159.41	33,439.96	174,923,599.37
<u>11/05/2017</u>	6.981%		174,923,599.37	33,455.94	174,957,055.31
<u>12/05/2017</u>	6.988%		174,957,055.31	33,495.89	174,990,551.19
<u>13/05/2017</u>	6.988%		174,990,551.19	33,502.30	175,024,053.49
<u>14/05/2017</u>	6.988%		175,024,053.49	33,508.71	175,057,562.21
<u>15/05/2017</u>	6.994%		175,057,562.21	33,543.91	175,091,106.12
<u>16/05/2017</u>	6.994%		175,091,106.12	33,550.33	175,124,656.45
<u>17/05/2017</u>	6.998%		175,124,656.45	33,575.95	175,158,232.40
<u>18/05/2017</u>	6.996%		175,158,232.40	33,572.79	175,191,805.20
<u>19/05/2017</u>	6.997%		175,191,805.20	33,584.03	175,225,389.23
<u>20/05/2017</u>	6.997%		175,225,389.23	33,590.47	175,258,979.69
<u>21/05/2017</u>	6.997%		175,258,979.69	33,596.91	175,292,576.60
<u>22/05/2017</u>	7.006%		175,292,576.60	33,646.57	175,326,223.17
<u>23/05/2017</u>	7.002%		175,326,223.17	33,633.81	175,359,856.98
<u>24/05/2017</u>	7.008%		175,359,856.98	33,669.09	175,393,526.08
<u>25/05/2017</u>	7.017%		175,393,526.08	33,718.80	175,427,244.88
<u>26/05/2017</u>	7.016%		175,427,244.88	33,720.48	175,460,965.36
<u>27/05/2017</u>	7.016%		175,460,965.36	33,726.96	175,494,692.33
<u>28/05/2017</u>	7.016%		175,494,692.33	33,733.45	175,528,425.77
<u>29/05/2017</u>	7.017%		175,528,425.77	33,744.74	175,562,170.51
<u>30/05/2017</u>	7.030%		175,562,170.51	33,813.76	175,595,984.26

31/05/2017	7.013%	175,595,984.26	33,738.48	175,629,722.75
01/06/2017	6.994%	175,629,722.75	33,653.54	175,663,376.29
02/06/2017	6.977%	175,663,376.29	33,578.17	175,696,954.46
03/06/2017	6.977%	175,696,954.46	33,584.59	175,730,539.06
04/06/2017	6.977%	175,730,539.06	33,591.01	175,764,130.07
05/06/2017	6.994%	175,764,130.07	33,679.30	175,797,809.37
06/06/2017	6.987%	175,797,809.37	33,652.04	175,831,461.40
07/06/2017	7.004%	175,831,461.40	33,740.37	175,865,201.77
08/06/2017	7.022%	175,865,201.77	33,833.57	175,899,035.35
09/06/2017	7.018%	175,899,035.35	33,820.81	175,932,856.15
10/06/2017	7.018%	175,932,856.15	33,827.31	175,966,683.46
11/06/2017	7.018%	175,966,683.46	33,833.81	176,000,517.28
12/06/2017	7.029%	176,000,517.28	33,893.36	176,034,410.64
13/06/2017	7.024%	176,034,410.64	33,875.77	176,068,286.41
14/06/2017	7.017%	176,068,286.41	33,848.53	176,102,134.93
15/06/2017	7.019%	176,102,134.93	33,864.68	176,135,999.62
16/06/2017	7.019%	176,135,999.62	33,871.19	176,169,870.81
17/06/2017	7.019%	176,169,870.81	33,877.71	176,203,748.52
18/06/2017	7.019%	176,203,748.52	33,884.22	176,237,632.74
19/06/2017	7.022%	176,237,632.74	33,905.22	176,271,537.96
20/06/2017	7.019%	176,271,537.96	33,897.26	176,305,435.22
21/06/2017	7.015%	176,305,435.22	33,884.46	176,339,319.68
22/06/2017	7.020%	176,339,319.68	33,915.12	176,373,234.80
23/06/2017	7.013%	176,373,234.80	33,887.82	176,407,122.62
24/06/2017	7.013%	176,407,122.62	33,894.33	176,441,016.96
25/06/2017	7.013%	176,441,016.96	33,900.85	176,474,917.80
26/06/2017	7.014%	176,474,917.80	33,912.19	176,508,829.99
27/06/2017	7.027%	176,508,829.99	33,981.58	176,542,811.57
28/06/2017	7.009%	176,542,811.57	33,901.06	176,576,712.63



29/06/2017	6.991%	176,576,712.63	33,820.49	176,610,533.12
30/06/2017	6.997%	176,610,533.12	33,856.00	176,644,389.11
01/07/2017	6.997%	176,644,389.11	33,862.49	176,678,251.60
02/07/2017	6.997%	176,678,251.60	33,868.98	176,712,120.58
03/07/2017	7.056%	176,712,120.58	34,161.12	176,746,281.69
04/07/2017	7.035%	176,746,281.69	34,066.03	176,780,347.72
05/07/2017	7.022%	176,780,347.72	34,009.63	176,814,357.36
06/07/2017	7.024%	176,814,357.36	34,025.86	176,848,383.22
07/07/2017	7.025%	176,848,383.22	34,037.26	176,882,420.48
08/07/2017	7.025%	176,882,420.48	34,043.81	176,916,464.29
09/07/2017	7.025%	176,916,464.29	34,050.36	176,950,514.65
10/07/2017	6.988%	176,950,514.65	33,877.54	176,984,392.19
11/07/2017	6.992%	176,984,392.19	33,903.42	177,018,295.61
12/07/2017	6.988%	177,018,295.61	33,890.52	177,052,186.13
13/07/2017	6.993%	177,052,186.13	33,921.26	177,086,107.38
14/07/2017	6.998%	177,086,107.38	33,952.02	177,120,059.40
15/07/2017	6.998%	177,120,059.40	33,958.53	177,154,017.93
16/07/2017	6.998%	177,154,017.93	33,965.04	177,187,982.96
17/07/2017	6.999%	177,187,982.96	33,976.40	177,221,959.36
18/07/2017	7.013%	177,221,959.36	34,050.89	177,256,010.26
19/07/2017	6.999%	177,256,010.26	33,989.45	177,289,999.70
20/07/2017	6.992%	177,289,999.70	33,961.96	177,323,961.67
21/07/2017	6.745%	177,323,961.67	32,768.50	177,356,730.16
22/07/2017	6.745%	177,356,730.16	32,774.55	177,389,504.72
23/07/2017	6.745%	177,389,504.72	32,780.61	177,422,285.32
24/07/2017	6.735%	177,422,285.32	32,738.06	177,455,023.38
25/07/2017	6.740%	177,455,023.38	32,768.41	177,487,791.79
26/07/2017	6.743%	177,487,791.79	32,789.05	177,520,580.84
27/07/2017	6.745%	177,520,580.84	32,804.83	177,553,385.67

28/07/2017	6.739%	177,553,385.67	32,781.71	177,586,167.37
29/07/2017	6.739%	177,586,167.37	32,787.76	177,618,955.13
30/07/2017	6.739%	177,618,955.13	32,793.81	177,651,748.94
31/07/2017	6.759%	177,651,748.94	32,897.21	177,684,646.15
01/08/2017	6.769%	177,684,646.15	32,951.98	177,717,598.14
02/08/2017	6.754%	177,717,598.14	32,885.06	177,750,483.19
03/08/2017	6.767%	177,750,483.19	32,954.45	177,783,437.65
04/08/2017	6.762%	177,783,437.65	32,936.21	177,816,373.86
05/08/2017	6.762%	177,816,373.86	32,942.31	177,849,316.17
06/08/2017	6.762%	177,849,316.17	32,948.41	177,882,264.58
07/08/2017	6.756%	177,882,264.58	32,925.28	177,915,189.85
08/08/2017	6.765%	177,915,189.85	32,975.24	177,948,165.09
09/08/2017	6.765%	177,948,165.09	32,981.35	177,981,146.45
10/08/2017	6.752%	177,981,146.45	32,924.07	178,014,070.52
11/08/2017	6.740%	178,014,070.52	32,871.64	178,046,942.16
12/08/2017	6.740%	178,046,942.16	32,877.71	178,079,819.87
13/08/2017	6.740%	178,079,819.87	32,883.78	178,112,703.65
14/08/2017	6.747%	178,112,703.65	32,924.01	178,145,627.66
15/08/2017	6.746%	178,145,627.66	32,925.22	178,178,552.88
16/08/2017	6.738%	178,178,552.88	32,892.25	178,211,445.13
17/08/2017	6.739%	178,211,445.13	32,903.20	178,244,348.33
18/08/2017	6.735%	178,244,348.33	32,889.74	178,277,238.07
19/08/2017	6.735%	178,277,238.07	32,895.81	178,310,133.89
20/08/2017	6.735%	178,310,133.89	32,901.88	178,343,035.77
21/08/2017	6.733%	178,343,035.77	32,898.18	178,375,933.95
22/08/2017	6.725%	178,375,933.95	32,865.15	178,408,799.11
23/08/2017	6.725%	178,408,799.11	32,871.21	178,441,670.32
24/08/2017	6.726%	178,441,670.32	32,882.16	178,474,552.47
25/08/2017	6.727%	178,474,552.47	32,893.10	178,507,445.58



26/08/2017	6.727%	178,507,445.58	32,899.17	178,540,344.75
27/08/2017	6.727%	178,540,344.75	32,905.23	178,573,249.98
28/08/2017	6.733%	178,573,249.98	32,940.65	178,606,190.63
29/08/2017	6.747%	178,606,190.63	33,015.23	178,639,205.86
30/08/2017	6.745%	178,639,205.86	33,011.55	178,672,217.40
31/08/2017	6.749%	178,672,217.40	33,037.23	178,705,254.63
01/09/2017	6.718%	178,705,254.63	32,891.56	178,738,146.19
02/09/2017	6.718%	178,738,146.19	32,897.61	178,771,043.80
03/09/2017	6.718%	178,771,043.80	32,903.67	178,803,947.47
04/09/2017	6.718%	178,803,947.47	32,909.72	178,836,857.19
05/09/2017	6.735%	178,836,857.19	32,999.07	178,869,856.27
06/09/2017	6.719%	178,869,856.27	32,926.76	178,902,783.02
07/09/2017	6.717%	178,902,783.02	32,923.01	178,935,706.04
08/09/2017	6.713%	178,935,706.04	32,909.46	178,968,615.50
09/09/2017	6.713%	178,968,615.50	32,915.52	179,001,531.02
10/09/2017	6.713%	179,001,531.02	32,921.57	179,034,452.59
11/09/2017	6.706%	179,034,452.59	32,893.29	179,067,345.87
12/09/2017	6.697%	179,067,345.87	32,855.18	179,100,201.05
13/09/2017	6.707%	179,100,201.05	32,910.28	179,133,111.33
14/09/2017	6.737%	179,133,111.33	33,063.56	179,166,174.88
15/09/2017	6.725%	179,166,174.88	33,010.75	179,199,185.64
16/09/2017	6.725%	179,199,185.64	33,016.84	179,232,202.47
17/09/2017	6.725%	179,232,202.47	33,022.92	179,265,225.39
18/09/2017	6.729%	179,265,225.39	33,048.65	179,298,274.04
19/09/2017	6.730%	179,298,274.04	33,059.65	179,331,333.70
20/09/2017	6.738%	179,331,333.70	33,105.06	179,364,438.75
21/09/2017	6.725%	179,364,438.75	33,047.28	179,397,486.04
22/09/2017	6.713%	179,397,486.04	32,994.39	179,430,480.43
23/09/2017	6.713%	179,430,480.43	33,000.46	179,463,480.89

24/09/2017	6.713%	179,463,480.89	33,006.53	179,496,487.42
25/09/2017	6.713%	179,496,487.42	33,012.60	179,529,500.02
26/09/2017	6.698%	179,529,500.02	32,944.89	179,562,444.91
27/09/2017	6.684%	179,562,444.91	32,882.07	179,595,326.98
28/09/2017	6.720%	179,595,326.98	33,065.22	179,628,392.20
29/09/2017	6.765%	179,628,392.20	33,292.77	179,661,684.97
30/09/2017	6.765%	179,661,684.97	33,298.94	179,694,983.91
01/10/2017	6.765%	179,694,983.91	33,305.11	179,728,289.02
02/10/2017	6.744%	179,728,289.02	33,207.88	179,761,496.90
03/10/2017	6.745%	179,761,496.90	33,218.94	179,794,715.84
04/10/2017	6.754%	179,794,715.84	33,269.41	179,827,985.25
05/10/2017	6.762%	179,827,985.25	33,314.98	179,861,300.23
06/10/2017	6.761%	179,861,300.23	33,316.23	179,894,616.46
07/10/2017	6.761%	179,894,616.46	33,322.40	179,927,938.85
08/10/2017	6.761%	179,927,938.85	33,328.57	179,961,267.42
09/10/2017	6.746%	179,961,267.42	33,260.79	179,994,528.21
10/10/2017	6.759%	179,994,528.21	33,331.04	180,027,859.25
11/10/2017	6.756%	180,027,859.25	33,322.42	180,061,181.67
12/10/2017	6.753%	180,061,181.67	33,313.79	180,094,495.45
13/10/2017	6.741%	180,094,495.45	33,260.74	180,127,756.19
14/10/2017	6.741%	180,127,756.19	33,266.88	180,161,023.08
15/10/2017	6.741%	180,161,023.08	33,273.03	180,194,296.10
16/10/2017	6.713%	180,194,296.10	33,140.94	180,227,437.04
17/10/2017	6.720%	180,227,437.04	33,181.60	180,260,618.64
18/10/2017	6.728%	180,260,618.64	33,227.22	180,293,845.86
19/10/2017	6.734%	180,293,845.86	33,262.98	180,327,108.84
20/10/2017	6.744%	180,327,108.84	33,318.52	180,360,427.36
21/10/2017	6.744%	180,360,427.36	33,324.68	180,393,752.04
22/10/2017	6.744%	180,393,752.04	33,330.83	180,427,082.87

23/10/2017	6.749%	180,427,082.87	33,361.71	180,460,444.58
24/10/2017	6.740%	180,460,444.58	33,323.38	180,493,767.96
25/10/2017	6.725%	180,493,767.96	33,255.36	180,527,023.32
26/10/2017	6.760%	180,527,023.32	33,434.59	180,560,457.92
27/10/2017	6.773%	180,560,457.92	33,505.10	180,593,963.01
28/10/2017	6.773%	180,593,963.01	33,511.31	180,627,474.32
29/10/2017	6.773%	180,627,474.32	33,517.53	180,660,991.85
30/10/2017	6.779%	180,660,991.85	33,553.45	180,694,545.30
31/10/2017	6.769%	180,694,545.30	33,510.17	180,728,055.48
01/11/2017	6.708%	180,728,055.48	33,214.35	180,761,269.83
02/11/2017	6.699%	180,761,269.83	33,175.88	180,794,445.71
03/11/2017	6.700%	180,794,445.71	33,186.93	180,827,632.64
04/11/2017	6.700%	180,827,632.64	33,193.02	180,860,825.65
05/11/2017	6.700%	180,860,825.65	33,199.11	180,894,024.76
06/11/2017	6.706%	180,894,024.76	33,234.94	180,927,259.71
07/11/2017	6.708%	180,927,259.71	33,250.96	180,960,510.67
08/11/2017	6.707%	180,960,510.67	33,252.11	180,993,762.78
09/11/2017	6.708%	180,993,762.78	33,263.18	181,027,025.96
10/11/2017	6.707%	181,027,025.96	33,264.34	181,060,290.30
11/11/2017	6.707%	181,060,290.30	33,270.45	181,093,560.75
12/11/2017	6.707%	181,093,560.75	33,276.56	181,126,837.31
13/11/2017	6.717%	181,126,837.31	33,332.30	181,160,169.61
14/11/2017	6.712%	181,160,169.61	33,313.62	181,193,483.23
15/11/2017	6.718%	181,193,483.23	33,349.53	181,226,832.76
16/11/2017	6.712%	181,226,832.76	33,325.88	181,260,158.63
17/11/2017	6.717%	181,260,158.63	33,356.84	181,293,515.47
18/11/2017	6.717%	181,293,515.47	33,362.97	181,326,878.44
19/11/2017	6.717%	181,326,878.44	33,369.11	181,360,247.56
20/11/2017	6.716%	181,360,247.56	33,370.29	181,393,617.84

21/11/2017	6.716%	181,393,617.84	33,376.43	181,426,994.27
22/11/2017	6.712%	181,426,994.27	33,362.68	181,460,356.95
23/11/2017	6.700%	181,460,356.95	33,309.16	181,493,666.11
24/11/2017	6.716%	181,493,666.11	33,394.83	181,527,060.95
25/11/2017	6.716%	181,527,060.95	33,400.98	181,560,461.93
26/11/2017	6.716%	181,560,461.93	33,407.12	181,593,869.05
27/11/2017	6.707%	181,593,869.05	33,368.50	181,627,237.55
28/11/2017	6.713%	181,627,237.55	33,404.48	181,660,642.03
29/11/2017	6.712%	181,660,642.03	33,405.65	181,694,047.68
30/11/2017	6.724%	181,694,047.68	33,471.53	181,727,519.21
01/12/2017	6.713%	181,727,519.21	33,422.93	181,760,942.14
02/12/2017	6.713%	181,760,942.14	33,429.07	181,794,371.21
03/12/2017	6.713%	181,794,371.21	33,435.22	181,827,806.43
04/12/2017	6.697%	181,827,806.43	33,361.67	181,861,168.10
05/12/2017	6.691%	181,861,168.10	33,337.89	181,894,505.99
06/12/2017	6.690%	181,894,505.99	33,339.02	181,927,845.01
07/12/2017	6.688%	181,927,845.01	33,335.16	181,961,180.17
08/12/2017	6.678%	181,961,180.17	33,291.42	181,994,471.59
09/12/2017	6.678%	181,994,471.59	33,297.51	182,027,769.10
10/12/2017	6.678%	182,027,769.10	33,303.60	182,061,072.70
11/12/2017	6.707%	182,061,072.70	33,454.35	182,094,527.05
12/12/2017	6.728%	182,094,527.05	33,565.26	182,128,092.31
13/12/2017	6.726%	182,128,092.31	33,561.47	182,161,653.77
14/12/2017	6.733%	182,161,653.77	33,602.59	182,195,256.36
15/12/2017	6.736%	182,195,256.36	33,623.76	182,228,880.12
16/12/2017	6.736%	182,228,880.12	33,629.97	182,262,510.09
17/12/2017	6.736%	182,262,510.09	33,636.17	182,296,146.26
18/12/2017	6.733%	182,296,146.26	33,627.40	182,329,773.65
19/12/2017	6.739%	182,329,773.65	33,663.57	182,363,437.23


20/12/2017	6.732%	182,363,437.23	33,634.81	182,397,072.04
21/12/2017	6.729%	182,397,072.04	33,626.02	182,430,698.06
22/12/2017	6.723%	182,430,698.06	33,602.24	182,464,300.30
23/12/2017	6.723%	182,464,300.30	33,608.42	182,497,908.72
24/12/2017	6.723%	182,497,908.72	33,614.61	182,531,523.34
25/12/2017	6.723%	182,531,523.34	33,620.81	182,565,144.14
26/12/2017	6.723%	182,565,144.14	33,627.00	182,598,771.14
27/12/2017	6.747%	182,598,771.14	33,753.26	182,632,524.40
28/12/2017	6.781%	182,632,524.40	33,929.62	182,666,454.02
29/12/2017	6.900%	182,666,454.02	34,531.47	182,700,985.49
30/12/2017	6.900%	182,700,985.49	34,537.99	182,735,523.48
31/12/2017	6.900%	182,735,523.48	34,544.52	182,770,068.01
01/01/2018	6.900%	182,770,068.01	34,551.05	182,804,619.06
02/01/2018	6.727%	182,804,619.06	33,691.14	182,838,310.20
03/01/2018	6.731%	182,838,310.20	33,717.39	182,872,027.59
04/01/2018	6.712%	182,872,027.59	33,628.41	182,905,656.00
05/01/2018	6.711%	182,905,656.00	33,629.59	182,939,285.59
06/01/2018	6.711%	182,939,285.59	33,635.77	182,972,921.35
07/01/2018	6.711%	182,972,921.35	33,641.95	183,006,563.31
08/01/2018	6.720%	183,006,563.31	33,693.26	183,040,256.57
09/01/2018	6.723%	183,040,256.57	33,714.51	183,073,971.08
10/01/2018	6.728%	183,073,971.08	33,745.80	183,107,716.88
11/01/2018	6.739%	183,107,716.88	33,807.20	183,141,524.08
12/01/2018	6.736%	183,141,524.08	33,798.39	183,175,322.48
13/01/2018	6.736%	183,175,322.48	33,804.63	183,209,127.10
14/01/2018	6.736%	183,209,127.10	33,810.87	183,242,937.97
15/01/2018	6.741%	183,242,937.97	33,842.21	183,276,780.18
16/01/2018	6.718%	183,276,780.18	33,732.97	183,310,513.15
17/01/2018	6.710%	183,310,513.15	33,699.00	183,344,212.15

18/01/2018	6.702%	183,344,212.15	33,665.01	183,377,877.16
19/01/2018	6.735%	183,377,877.16	33,836.99	183,411,714.15
20/01/2018	6.735%	183,411,714.15	33,843.23	183,445,557.38
21/01/2018	6.735%	183,445,557.38	33,849.47	183,479,406.86
22/01/2018	6.743%	183,479,406.86	33,895.94	183,513,302.79
23/01/2018	6.750%	183,513,302.79	33,937.39	183,547,240.18
24/01/2018	6.748%	183,547,240.18	33,933.61	183,581,173.79
25/01/2018	6.745%	183,581,173.79	33,924.79	183,615,098.59
26/01/2018	6.745%	183,615,098.59	33,931.06	183,649,029.65
27/01/2018	6.745%	183,649,029.65	33,937.33	183,682,966.99
28/01/2018	6.745%	183,682,966.99	33,943.61	183,716,910.59
29/01/2018	6.748%	183,716,910.59	33,964.98	183,750,875.57
30/01/2018	6.742%	183,750,875.57	33,941.05	183,784,816.62
31/01/2018	6.757%	183,784,816.62	34,022.85	183,818,839.47
01/02/2018	6.743%	183,818,839.47	33,958.64	183,852,798.11
02/02/2018	6.736%	183,852,798.11	33,929.66	183,886,727.77
03/02/2018	6.736%	183,886,727.77	33,935.92	183,920,663.69
04/02/2018	6.736%	183,920,663.69	33,942.18	183,954,605.87
05/02/2018	6.746%	183,954,605.87	33,998.84	183,988,604.71
06/02/2018	6.740%	183,988,604.71	33,974.88	184,022,579.59
07/02/2018	6.748%	184,022,579.59	34,021.49	184,056,601.08
08/02/2018	6.746%	184,056,601.08	34,017.69	184,090,618.78
09/02/2018	6.745%	184,090,618.78	34,018.94	184,124,637.72
10/02/2018	6.745%	184,124,637.72	34,025.22	184,158,662.94
11/02/2018	6.745%	184,158,662.94	34,031.51	184,192,694.45
12/02/2018	6.747%	184,192,694.45	34,047.89	184,226,742.34
13/02/2018	6.748%	184,226,742.34	34,059.23	184,260,801.58
14/02/2018	6.746%	184,260,801.58	34,055.43	184,294,857.01
15/02/2018	6.756%	184,294,857.01	34,112.22	184,328,969.23

16/02/2018	6.767%	184,328,969.23	34,174.09	184,363,143.32
17/02/2018	6.767%	184,363,143.32	34,180.42	184,397,323.74
18/02/2018	6.767%	184,397,323.74	34,186.76	184,431,510.50
19/02/2018	6.746%	184,431,510.50	34,086.99	184,465,597.49
20/02/2018	6.750%	184,465,597.49	34,113.50	184,499,710.99
21/02/2018	6.753%	184,499,710.99	34,134.97	184,533,845.96
22/02/2018	6.759%	184,533,845.96	34,171.62	184,568,017.58
23/02/2018	6.752%	184,568,017.58	34,142.55	184,602,160.14
24/02/2018	6.752%	184,602,160.14	34,148.87	184,636,309.01
25/02/2018	6.752%	184,636,309.01	34,155.19	184,670,464.20
26/02/2018	6.747%	184,670,464.20	34,136.21	184,704,600.41
27/02/2018	6.749%	184,704,600.41	34,152.64	184,738,753.05
28/02/2018	6.755%	184,738,753.05	34,189.32	184,772,942.37
01/03/2018	6.741%	184,772,942.37	34,124.78	184,807,067.15
02/03/2018	6.753%	184,807,067.15	34,191.84	184,841,258.99
03/03/2018	6.753%	184,841,258.99	34,198.16	184,875,457.15
04/03/2018	6.753%	184,875,457.15	34,204.49	184,909,661.64
05/03/2018	6.735%	184,909,661.64	34,119.63	184,943,781.28
06/03/2018	6.747%	184,943,781.28	34,186.73	184,977,968.01
07/03/2018	6.747%	184,977,968.01	34,193.05	185,012,161.06
08/03/2018	6.751%	185,012,161.06	34,219.65	185,046,380.70
09/03/2018	6.743%	185,046,380.70	34,185.42	185,080,566.12
10/03/2018	6.743%	185,080,566.12	34,191.73	185,114,757.86
11/03/2018	6.743%	185,114,757.86	34,198.05	185,148,955.90
12/03/2018	6.740%	185,148,955.90	34,189.15	185,183,145.05
13/03/2018	6.745%	185,183,145.05	34,220.83	185,217,365.89
14/03/2018	6.752%	185,217,365.89	34,262.68	185,251,628.56
15/03/2018	6.751%	185,251,628.56	34,263.94	185,285,892.50
16/03/2018	6.748%	185,285,892.50	34,255.05	185,320,147.55

Handwritten signature and initials in the bottom right corner of the page.


17/03/2018	6.748%		185,320,147.55	34,261.38	185,354,408.92
18/03/2018	6.748%		185,354,408.92	34,267.71	185,388,676.64
19/03/2018	6.751%		185,388,676.64	34,289.29	185,422,965.93
20/03/2018	6.751%		185,422,965.93	34,295.63	185,457,261.55
21/03/2018	6.751%		185,457,261.55	34,301.97	185,491,563.53
22/03/2018	6.755%	758,921.93	186,250,485.46	34,469.10	186,284,954.55
23/03/2018	6.751%		186,284,954.55	34,455.06	186,319,409.61
24/03/2018	6.751%		186,319,409.61	34,461.43	186,353,871.05
25/03/2018	6.751%		186,353,871.05	34,467.81	186,388,338.85
26/03/2018	6.757%		186,388,338.85	34,504.82	186,422,843.68
27/03/2018	6.768%		186,422,843.68	34,567.39	186,457,411.07
28/03/2018	6.761%		186,457,411.07	34,538.04	186,491,949.11
29/03/2018	6.553%		186,491,949.11	33,481.69	186,525,430.80
30/03/2018	6.553%		186,525,430.80	33,487.70	186,558,918.51
31/03/2018	6.553%		186,558,918.51	33,493.71	186,592,412.22
01/04/2018	6.553%		186,592,412.22	33,499.73	186,625,911.95
02/04/2018	6.553%		186,625,911.95	33,505.74	186,659,417.69
03/04/2018	6.518%		186,659,417.69	33,332.77	186,692,750.46
04/04/2018	6.502%		186,692,750.46	33,256.88	186,726,007.34
05/04/2018	6.486%		186,726,007.34	33,180.96	186,759,188.30
06/04/2018	6.513%		186,759,188.30	33,325.00	186,792,513.30
07/04/2018	6.513%		186,792,513.30	33,330.95	186,825,844.25
08/04/2018	6.513%		186,825,844.25	33,336.90	186,859,181.15
09/04/2018	6.475%		186,859,181.15	33,148.31	186,892,329.46
10/04/2018	6.479%		186,892,329.46	33,174.67	186,925,504.12
11/04/2018	6.488%		186,925,504.12	33,226.65	186,958,730.77
12/04/2018	6.488%		186,958,730.77	33,232.55	186,991,963.33
13/04/2018	6.492%		186,991,963.33	33,258.95	187,025,222.28
14/04/2018	6.492%		187,025,222.28	33,264.87	187,058,487.15



<u>15/04/2018</u>	6.492%	187,058,487.15	33,270.79	187,091,757.94
<u>16/04/2018</u>	6.502%	187,091,757.94	33,327.96	187,125,085.90
<u>17/04/2018</u>	6.503%	187,125,085.90	33,339.03	187,158,424.92
<u>18/04/2018</u>	6.507%	187,158,424.92	33,365.48	187,191,790.40
<u>19/04/2018</u>	6.509%	187,191,790.40	33,381.68	187,225,172.08
<u>20/04/2018</u>	6.506%	187,225,172.08	33,372.25	187,258,544.33
<u>21/04/2018</u>	6.506%	187,258,544.33	33,378.19	187,291,922.52
<u>22/04/2018</u>	6.506%	187,291,922.52	33,384.14	187,325,306.67
<u>23/04/2018</u>	6.516%	187,325,306.67	33,441.42	187,358,748.08
<u>24/04/2018</u>	6.517%	187,358,748.08	33,452.52	187,392,200.60
<u>25/04/2018</u>	6.508%	187,392,200.60	33,412.29	187,425,612.89
<u>26/04/2018</u>	6.516%	187,425,612.89	33,459.32	187,459,072.21
<u>27/04/2018</u>	6.516%	187,459,072.21	33,465.30	187,492,537.51
<u>28/04/2018</u>	6.516%	187,492,537.51	33,471.27	187,526,008.78
<u>29/04/2018</u>	6.516%	187,526,008.78	33,477.25	187,559,486.02
<u>30/04/2018</u>	6.496%	187,559,486.02	33,380.45	187,592,866.47
<u>01/05/2018</u>	6.496%	187,592,866.47	33,386.39	187,626,252.86
<u>02/05/2018</u>	6.489%	187,626,252.86	33,356.35	187,659,609.21
<u>03/05/2018</u>	6.495%	187,659,609.21	33,393.13	187,693,002.34
<u>04/05/2018</u>	6.515%	187,693,002.34	33,501.92	187,726,504.26
<u>05/05/2018</u>	6.515%	187,726,504.26	33,507.90	187,760,012.15
<u>06/05/2018</u>	6.515%	187,760,012.15	33,513.88	187,793,526.03
<u>07/05/2018</u>	6.516%	187,793,526.03	33,525.00	187,827,051.03
<u>08/05/2018</u>	6.513%	187,827,051.03	33,515.55	187,860,566.58
<u>09/05/2018</u>	6.499%	187,860,566.58	33,449.47	187,894,016.06
<u>10/05/2018</u>	6.491%	187,894,016.06	33,414.25	187,927,430.30
<u>11/05/2018</u>	6.495%	187,927,430.30	33,440.79	187,960,871.09
<u>12/05/2018</u>	6.495%	187,960,871.09	33,446.74	187,994,317.82
<u>13/05/2018</u>	6.495%	187,994,317.82	33,452.69	188,027,770.51

Handwritten signature and initials, possibly 'S. 9/5/18', located at the bottom right of the page.

14/05/2018	6.502%	188,027,770.51	33,494.70	188,061,265.21
15/05/2018	6.503%	188,061,265.21	33,505.82	188,094,771.03
16/05/2018	6.496%	188,094,771.03	33,475.72	188,128,246.75
17/05/2018	6.496%	188,128,246.75	33,481.67	188,161,728.42
18/05/2018	6.492%	188,161,728.42	33,467.01	188,195,195.43
19/05/2018	6.492%	188,195,195.43	33,472.96	188,228,668.40
20/05/2018	6.492%	188,228,668.40	33,478.92	188,262,147.32
21/05/2018	6.501%	188,262,147.32	33,531.29	188,295,678.61
22/05/2018	6.499%	188,295,678.61	33,526.95	188,329,205.56
23/05/2018	6.498%	188,329,205.56	33,527.76	188,362,733.32
24/05/2018	6.488%	188,362,733.32	33,482.12	188,396,215.44
25/05/2018	6.477%	188,396,215.44	33,431.30	188,429,646.73
26/05/2018	6.477%	188,429,646.73	33,437.23	188,463,083.96
27/05/2018	6.477%	188,463,083.96	33,443.16	188,496,527.12
28/05/2018	6.479%	188,496,527.12	33,459.42	188,529,986.55
29/05/2018	6.480%	188,529,986.55	33,470.53	188,563,457.08
30/05/2018	6.476%	188,563,457.08	33,455.81	188,596,912.88
31/05/2018	6.494%	188,596,912.88	33,554.75	188,630,467.63
01/06/2018	6.472%	188,630,467.63	33,447.02	188,663,914.66
02/06/2018	6.472%	188,663,914.66	33,452.95	188,697,367.61
03/06/2018	6.472%	188,697,367.61	33,458.89	188,730,826.50
04/06/2018	6.469%	188,730,826.50	33,449.31	188,764,275.81
05/06/2018	6.468%	188,764,275.81	33,450.06	188,797,725.87
06/06/2018	6.468%	188,797,725.87	33,455.99	188,831,181.86
07/06/2018	6.478%	188,831,181.86	33,513.65	188,864,695.52
08/06/2018	6.490%	188,864,695.52	33,581.70	188,898,277.21
09/06/2018	6.490%	188,898,277.21	33,587.67	188,931,864.88
10/06/2018	6.490%	188,931,864.88	33,593.64	188,965,458.52
11/06/2018	6.493%	188,965,458.52	33,615.14	188,999,073.66



<u>12/06/2018</u>	6.493%	188,999,073.66	33,621.12	189,032,694.78
<u>13/06/2018</u>	6.484%	189,032,694.78	33,580.49	189,066,275.28
<u>14/06/2018</u>	6.499%	189,066,275.28	33,664.16	189,099,939.43
<u>15/06/2018</u>	6.480%	189,099,939.43	33,571.72	189,133,511.15
<u>16/06/2018</u>	6.480%	189,133,511.15	33,577.68	189,167,088.82
<u>17/06/2018</u>	6.480%	189,167,088.82	33,583.64	189,200,672.46
<u>18/06/2018</u>	6.477%	189,200,672.46	33,574.05	189,234,246.51
<u>19/06/2018</u>	6.482%	189,234,246.51	33,605.93	189,267,852.44
<u>20/06/2018</u>	6.476%	189,267,852.44	33,580.78	189,301,433.22
<u>21/06/2018</u>	6.477%	189,301,433.22	33,591.93	189,335,025.15
<u>22/06/2018</u>	6.489%	189,335,025.15	33,660.14	189,368,685.28
<u>23/06/2018</u>	6.489%	189,368,685.28	33,666.12	189,402,351.40
<u>24/06/2018</u>	6.489%	189,402,351.40	33,672.11	189,436,023.51
<u>25/06/2018</u>	6.491%	189,436,023.51	33,688.47	189,469,711.98
<u>26/06/2018</u>	6.468%	189,469,711.98	33,575.07	189,503,287.05
<u>27/06/2018</u>	6.466%	189,503,287.05	33,570.64	189,536,857.69
<u>28/06/2018</u>	6.459%	189,536,857.69	33,540.23	189,570,397.93
<u>29/06/2018</u>	6.458%	189,570,397.93	33,540.98	189,603,938.90
<u>30/06/2018</u>	6.458%	189,603,938.90	33,546.91	189,637,485.81
<u>01/07/2018</u>	6.458%	189,637,485.81	33,552.85	189,671,038.66
<u>02/07/2018</u>	6.443%	189,671,038.66	33,480.84	189,704,519.49
<u>03/07/2018</u>	6.451%	189,704,519.49	33,528.32	189,738,047.82
<u>04/07/2018</u>	6.472%	189,738,047.82	33,643.41	189,771,691.23
<u>05/07/2018</u>	6.488%	189,771,691.23	33,732.57	189,805,423.80
<u>06/07/2018</u>	6.460%	189,805,423.80	33,592.96	189,839,016.76
<u>07/07/2018</u>	6.460%	189,839,016.76	33,598.91	189,872,615.67
<u>08/07/2018</u>	6.460%	189,872,615.67	33,604.85	189,906,220.52
<u>09/07/2018</u>	6.461%	189,906,220.52	33,616.00	189,939,836.52
<u>10/07/2018</u>	6.467%	189,939,836.52	33,653.18	189,973,489.70

Handwritten signature and initials, possibly 'S. J. 94', located at the bottom right of the page.

<u>11/07/2018</u>	6.471%	189,973,489.70	33,679.96	190,007,169.66
<u>12/07/2018</u>	6.467%	190,007,169.66	33,665.11	190,040,834.76
<u>13/07/2018</u>	6.456%	190,040,834.76	33,613.80	190,074,448.56
<u>14/07/2018</u>	6.456%	190,074,448.56	33,619.74	190,108,068.30
<u>15/07/2018</u>	6.456%	190,108,068.30	33,625.69	190,141,693.99
<u>16/07/2018</u>	6.456%	190,141,693.99	33,631.64	190,175,325.63
<u>17/07/2018</u>	6.451%	190,175,325.63	33,611.53	190,208,937.17
<u>18/07/2018</u>	6.462%	190,208,937.17	33,674.80	190,242,611.96
<u>19/07/2018</u>	6.471%	190,242,611.96	33,727.67	190,276,339.63
<u>20/07/2018</u>	6.473%	190,276,339.63	33,744.08	190,310,083.71
<u>21/07/2018</u>	6.473%	190,310,083.71	33,750.06	190,343,833.77
<u>22/07/2018</u>	6.473%	190,343,833.77	33,756.04	190,377,589.81
<u>23/07/2018</u>	6.472%	190,377,589.81	33,756.82	190,411,346.63
<u>24/07/2018</u>	6.471%	190,411,346.63	33,757.58	190,445,104.21
<u>25/07/2018</u>	6.474%	190,445,104.21	33,779.22	190,478,883.43
<u>26/07/2018</u>	6.471%	190,478,883.43	33,769.56	190,512,652.99
<u>27/07/2018</u>	6.465%	190,512,652.99	33,744.23	190,546,397.22
<u>28/07/2018</u>	6.465%	190,546,397.22	33,750.20	190,580,147.42
<u>29/07/2018</u>	6.465%	190,580,147.42	33,756.18	190,613,903.61
<u>30/07/2018</u>	6.456%	190,613,903.61	33,715.16	190,647,618.77
<u>31/07/2018</u>	6.461%	190,647,618.77	33,747.24	190,681,366.01
<u>01/08/2018</u>	6.448%	190,681,366.01	33,685.30	190,715,051.31
<u>02/08/2018</u>	6.478%	190,715,051.31	33,848.00	190,748,899.31
<u>03/08/2018</u>	6.487%	190,748,899.31	33,901.04	190,782,800.35
<u>04/08/2018</u>	6.487%	190,782,800.35	33,907.07	190,816,707.42
<u>05/08/2018</u>	6.487%	190,816,707.42	33,913.10	190,850,620.52
<u>06/08/2018</u>	6.481%	190,850,620.52	33,887.75	190,884,508.27
<u>07/08/2018</u>	6.478%	190,884,508.27	33,878.08	190,918,386.35
<u>08/08/2018</u>	6.475%	190,918,386.35	33,868.40	190,952,254.75

09/08/2018	6.475%	190,952,254.75	33,874.41	190,986,129.15
10/08/2018	6.475%	190,986,129.15	33,880.42	191,020,009.57
11/08/2018	6.475%	191,020,009.57	33,886.43	191,053,895.99
12/08/2018	6.475%	191,053,895.99	33,892.44	191,087,788.43
13/08/2018	6.479%	191,087,788.43	33,919.39	191,121,707.82
14/08/2018	6.479%	191,121,707.82	33,925.41	191,155,633.24
15/08/2018	6.472%	191,155,633.24	33,894.77	191,189,528.01
16/08/2018	6.481%	191,189,528.01	33,947.93	191,223,475.94
17/08/2018	6.496%	191,223,475.94	34,032.54	191,257,508.48
18/08/2018	6.496%	191,257,508.48	34,038.60	191,291,547.07
19/08/2018	6.496%	191,291,547.07	34,044.65	191,325,591.73
20/08/2018	6.503%	191,325,591.73	34,087.41	191,359,679.13
21/08/2018	6.515%	191,359,679.13	34,156.39	191,393,835.53
22/08/2018	6.544%	191,393,835.53	34,314.56	191,428,150.08
23/08/2018	6.524%	191,428,150.08	34,215.82	191,462,365.90
24/08/2018	6.474%	191,462,365.90	33,959.65	191,496,325.55
25/08/2018	6.474%	191,496,325.55	33,965.68	191,530,291.23
26/08/2018	6.474%	191,530,291.23	33,971.70	191,564,262.93
27/08/2018	6.494%	191,564,262.93	34,082.69	191,598,345.62
28/08/2018	6.502%	191,598,345.62	34,130.75	191,632,476.37
29/08/2018	6.504%	191,632,476.37	34,147.33	191,666,623.71
30/08/2018	6.493%	191,666,623.71	34,095.65	191,700,719.36
31/08/2018	6.528%	191,700,719.36	34,285.54	191,735,004.90
01/09/2018	6.528%	191,735,004.90	34,291.67	191,769,296.58
02/09/2018	6.528%	191,769,296.58	34,297.81	191,803,594.38
03/09/2018	6.466%	191,803,594.38	33,978.14	191,837,572.52
04/09/2018	6.488%	191,837,572.52	34,099.79	191,871,672.31
05/09/2018	6.493%	191,871,672.31	34,132.13	191,905,804.44
06/09/2018	6.500%	191,905,804.44	34,175.81	191,939,979.44

07/09/2018	6.500%	191,939,979.44	34,181.09	191,974,160.54
08/09/2018	6.500%	191,974,160.54	34,187.18	192,008,347.72
09/09/2018	6.500%	192,008,347.72	34,193.27	192,042,540.98
10/09/2018	6.492%	192,042,540.98	34,157.27	192,076,698.25
11/09/2018	6.494%	192,076,698.25	34,173.87	192,110,872.11
12/09/2018	6.488%	192,110,872.11	34,148.37	192,145,020.48
13/09/2018	6.497%	192,145,020.48	34,201.81	192,179,222.29
14/09/2018	6.494%	192,179,222.29	34,192.11	192,213,414.40
15/09/2018	6.494%	192,213,414.40	34,198.19	192,247,612.59
16/09/2018	6.494%	192,247,612.59	34,204.27	192,281,816.86
17/09/2018	6.500%	192,281,816.86	34,241.97	192,316,058.83
18/09/2018	6.496%	192,316,058.83	34,226.99	192,350,285.82
19/09/2018	6.481%	192,350,285.82	34,154.03	192,384,439.85
20/09/2018	6.491%	192,384,439.85	34,212.81	192,418,652.66
21/09/2018	6.486%	192,418,652.66	34,192.53	192,452,845.19
22/09/2018	6.486%	192,452,845.19	34,198.61	192,487,043.80
23/09/2018	6.486%	192,487,043.80	34,204.68	192,521,248.48
24/09/2018	6.486%	192,521,248.48	34,210.76	192,555,459.24
25/09/2018	6.490%	192,555,459.24	34,237.94	192,589,697.19
26/09/2018	6.507%	192,589,697.19	34,333.73	192,624,030.92
27/09/2018	6.517%	192,624,030.92	34,392.62	192,658,423.54
28/09/2018	6.553%	192,658,423.54	34,588.78	192,693,012.33
29/09/2018	6.553%	192,693,012.33	34,594.99	192,727,607.32
30/09/2018	6.553%	192,727,607.32	34,601.21	192,762,208.53
01/10/2018	6.513%	192,762,208.53	34,396.17	192,796,604.70
02/10/2018	6.494%	192,796,604.70	34,301.95	192,830,906.65
03/10/2018	6.495%	192,830,906.65	34,313.34	192,865,219.98
04/10/2018	6.478%	192,865,219.98	34,229.61	192,899,449.60
05/10/2018	6.481%	192,899,449.60	34,251.54	192,933,701.14

Handwritten signature and initials in the bottom right corner of the page.

06/10/2018	6.481%	192,933,701.14	34,257.63	192,967,958.76
07/10/2018	6.481%	192,967,958.76	34,263.71	193,002,222.47
08/10/2018	6.464%	193,002,222.47	34,179.90	193,036,402.37
09/10/2018	6.488%	193,036,402.37	34,312.88	193,070,715.25
10/10/2018	6.480%	193,070,715.25	34,276.66	193,104,991.92
11/10/2018	6.490%	193,104,991.92	34,335.65	193,139,327.57
12/10/2018	6.479%	193,139,327.57	34,283.55	193,173,611.13
13/10/2018	6.479%	193,173,611.13	34,289.64	193,207,900.77
14/10/2018	6.479%	193,207,900.77	34,295.73	193,242,196.49
15/10/2018	6.474%	193,242,196.49	34,275.34	193,276,471.83
16/10/2018	6.477%	193,276,471.83	34,297.31	193,310,769.14
17/10/2018	6.460%	193,310,769.14	34,213.36	193,344,982.50
18/10/2018	6.472%	193,344,982.50	34,282.98	193,379,265.48
19/10/2018	6.489%	193,379,265.48	34,379.12	193,413,644.60
20/10/2018	6.489%	193,413,644.60	34,385.24	193,448,029.84
21/10/2018	6.489%	193,448,029.84	34,391.35	193,482,421.19
22/10/2018	6.500%	193,482,421.19	34,455.77	193,516,876.96
23/10/2018	6.471%	193,516,876.96	34,308.16	193,551,185.12
24/10/2018	6.504%	193,551,185.12	34,489.23	193,585,674.35
25/10/2018	6.489%	193,585,674.35	34,415.82	193,620,090.17
26/10/2018	6.485%	193,620,090.17	34,400.72	193,654,490.89
27/10/2018	6.485%	193,654,490.89	34,406.83	193,688,897.72
28/10/2018	6.485%	193,688,897.72	34,412.95	193,723,310.67
29/10/2018	6.472%	193,723,310.67	34,350.06	193,757,660.73
30/10/2018	6.482%	193,757,660.73	34,409.24	193,792,069.97
31/10/2018	6.468%	193,792,069.97	34,341.02	193,826,410.98

164,175,184.67

29,651,226.32 193,826,410.98

Total Interest

29,651,226.32


Handwritten signature and initials in black ink, located in the bottom right corner of the page. The signature is stylized and appears to be 'S. J. M.' followed by 'J. M.'.

DELEGATION OF AUTHORITY BY THE COMMISSIONER IN TERMS OF SECTION 10 OF THE SOUTH AFRICAN REVENUE SERVICE ACT 34 OF 1997 ("SARS Act")

1. By virtue of the powers, duties and functions vested in me in terms of the SARS Act, I, Mark Kingon, in my capacity as the Acting Commissioner for the South African Revenue Service ("SARS"), with responsibilities that of Chief Executive Officer and Accounting Authority for SARS, hereby and in terms of section 10 of the SARS Act, assign and delegate specific powers to:

Ngobani Johnstone Makhubu in his capacity as Chief Officer: Finance of SARS with the following specific powers, duties and functions:

- 1.1 The special and specific authority in 1.3 above include the following duties, powers and functions:
 - 1.1.1 To sign, review, and/or execute all documents relating to the settlement agreement reached with Bain & Co
2. This delegation of authority is subject to applicable legislation, SARS Policies and Standard Operating Procedures.
3. This delegation of authority will remain in force unless revoked in writing or replaced by an updated version.

A handwritten signature in black ink, appearing to read 'Mark Kingon', is written over a horizontal line. The signature is fluid and cursive.

MARK KINGON

Acting Commissioner: SARS

Date: 2018-11-13

CREDIT NOTE

14 November 2018

Att: Mr Johnstone Makhubu
South African Revenue Service
Pretoria Head Office
299 Bronkhorst Street
Nieuw Muckleneuk
0181

Credit Note for Consulting Services

	ZAR
Consulting Fees (Refer to Annexure A)	- 161,460,521.59
Reimbursable Expenses (Refer to Annexure A)	- 2,714,662.75
Sub-Total	- 164,175,184.34
VAT @ 14%	- 22,984,525.81
Total Credit Note	ZAR - 187,159,710.15

Per settlement agreement signed 13 November 2018 between SARS and Bain & Company South Africa, Inc. - the agreed refund of fees and expenses paid under Services Agreements entered into between Bain and Company and SARS relating to Phase I, II and III of the Organizational work.

Authorised by



Credit Note Number: SARSCN31102018

Nicolle Olmesdahl
Finance Controller



**GLCM Client Service
Johannesburg Branch**

Date: 16 November 2018

BAIN AND COMPANY SOUTH AFRICA, INC.

This remittance serves as a confirmation of payment in terms of your instruction to pay a designated beneficiary from your account held at HSBC Bank plc – Johannesburg Branch.

[REDACTED]

[REDACTED]

[REDACTED]

33B: ZAR216810937,84

[REDACTED]

BAIN AND COMPANY SOUTH AFRICA, INC.

OFFICE 501,BLDG A

5 THE HIGH STREET,MELROSE ARCH

SOUTH AFRICA/ZA

[REDACTED]

[REDACTED]

[REDACTED]

SOUTH AFRICAN REVENUE SERVICE HO

[REDACTED]

[REDACTED]

/REC/SENDREF:SARS PAYMENT

RESTRICTED - It is understood that this remittance is to be effected at the sole risk of the customer, including any exchange risk and that the Bank shall not be held responsible for any loss of any nature whatsoever consequent upon circumstances arising from this remittance.

This is a computer generated advice It requires no signature from HSBC Bank plc - Johannesburg Branch. HSBC Bank plc - Johannesburg Branch is an Authorised Financial Services Provider, regulated by the South African Reserve Bank.

(Restricted)